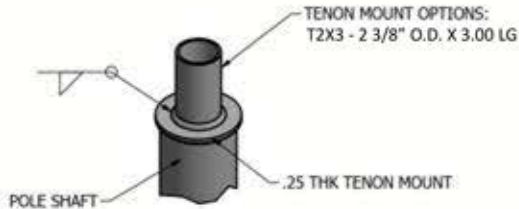


REMOVABLE CAP
POLE SHAFT

DRILLED PER FIXTURE REQUIREMENTS:
D1- DRILLED FOR 1 FIXTURE
D2- DRILLED FOR 2 FIXTURES AT 90° OR 180°
D3- DRILLED FOR 3 FIXTURES AT 90° OR 120°
D4- DRILLED FOR 4 FIXTURES


DRILLED MOUNT OPTIONS



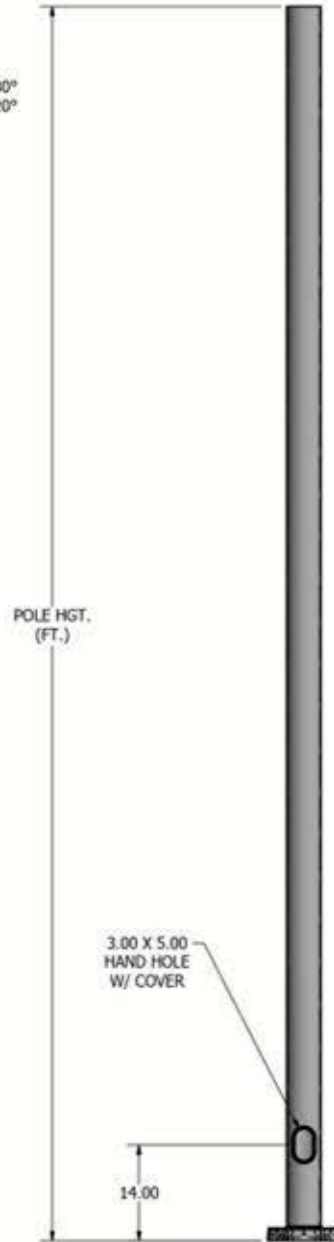
TENON MOUNT OPTIONS:
T2X3 - 2 3/8" O.D. X 3.00 LG

POLE SHAFT
.25 THK TENON MOUNT

TENON MOUNT OPTIONS



Ø.75 X 20.00 ANCHOR BOLT



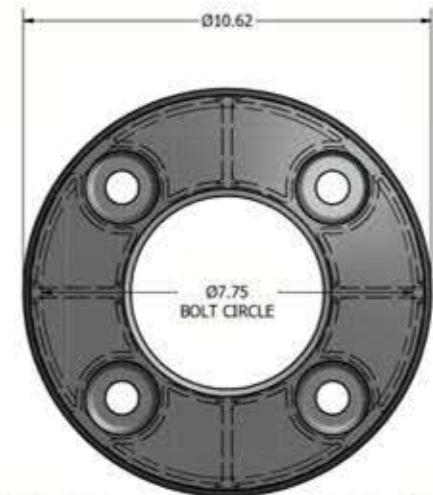
POLE DETAIL

POLE SPECIFICATIONS					
NO.	COMPONENT			MAT'L DESIGNATION	
1.	POLE SHAFT			6063-T6	
2.	BASE PLATE			A356-T6	
3.	ANCHOR BOLTS			F1554 GR. 55	
4.	GALVANIZED HARDWARE			A153	
FINISH SPECIFICATIONS					
POLES SHALL HAVE A POLYESTER POWDER COAT FINISH IN A STANDARD COLOR.					
POLE DIMENSIONS					
POLE HGT. (FT.)	TOP DIA. (IN.)	BOTTOM DIA. (IN.)	GAGE	MTG. HGT. (FT.)	
16'	5.00	5.00	.188	16'	
BASE PLATE DIMENSIONS					
BOLT CIRCLE (IN.)	BASE PLATE DIM. (IN.)	BOLT HOLE (IN.)	PLATE THK. (IN.)		
7.75	10.62 DIA	.88	.75		
ANCHOR BOLT DIMENSIONS					
ANCHOR BOLT DIA. (IN.)		ANCHOR BOLT LENGTH (IN.)			
.75		20.00			
ALLOWABLE WIND LOADING (SQ. FT.)					
WIND* EPA	INDICATED EPA	80 MPH	90 MPH	100 MPH	120 MPH
		11.6	8.8	6.5	4.2

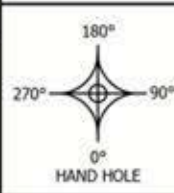
*WITH 1.3 GUST FACTOR



3.00 X 5.00 HAND HOLE COVER



Ø10.62 X 1.88 THK. BASE CASTING



DRAWN:	2/2/2015
CHECKED:	
REVISION:	DATE:
APPROVED:	
QUOTE:	
S.O.#	
REF:	SCALE: NONE



SOME GEOGRAPHICAL AREAS HAVE SPECIAL WIND CONDITIONS THAT CAN CREATE WIND INDUCED VIBRATIONS CAUSING A FATIGUE PROBLEM. NO METHOD HAS YET BEEN FOUND FOR PREDICTING DESTRUCTIVE LIGHTING POLE VIBRATION. THESE CONDITIONS ARE UNIQUE AND CANNOT BE GUARANTEED AGAINST, AND ARE THE RESPONSIBILITY OF A LOCAL SITE ENGINEER.	
TITLE:	
CATALOG: U-RSSA-5-16-3	
DWG NO:	SIZE: C SHEET 1 OF 1