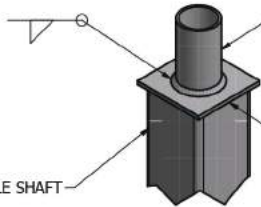


REMOVABLE CAP
POLE SHAFT

DRILLED PER FIXTURE REQUIREMENTS:
D1- DRILLED FOR 1 FIXTURE
D2- DRILLED FOR 2 FIXTURES AT 90° & 180°
D3- DRILLED FOR 3 FIXTURES
D4- DRILLED FOR 4 FIXTURES


DRILL MOUNT OPTIONS



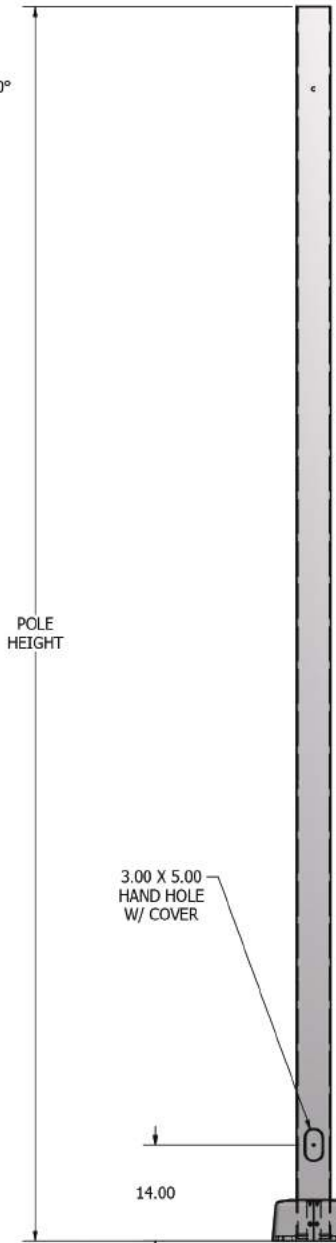
TENON MOUNT OPTIONS:
T2- Ø2.38 OD X 4.00 LG
T2.5 - Ø2.88 OD X 4.00 LG
T3- Ø3.00 OD X 5.00 LG
T4- Ø4.00 OD X 6.00 LG

POLE SHAFT
.25 THK. TENON MOUNT

TENON MOUNT OPTIONS



Ø.75 X 20.00 ANCHOR BOLT



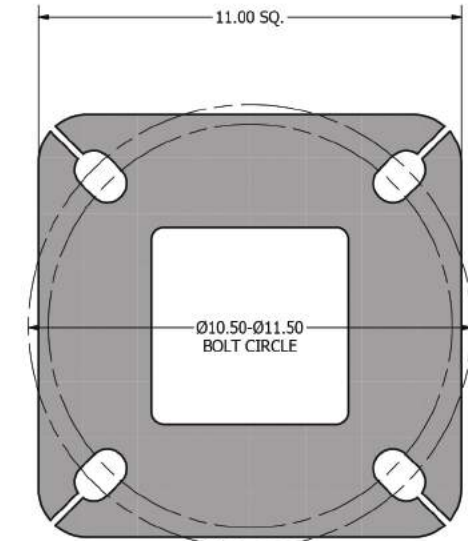
POLE DETAIL

POLE SPECIFICATIONS			
NO.	COMPONENT	ASTM DESIGNATION	MIN. YIELD (P.S.I)
1.	POLE SHAFT	A-500 GR. B	46,000
2.	BASE PLATE	A36	36,000
3.	ANCHOR BOLTS	F1554 GR. 55	55,000
4.	GALVANIZED HARDWARE	A153	-
FINISH SPECIFICATIONS			
POLES SHALL HAVE A POLYESTER POWDER COAT FINISH IN A STANDARD COLOR.			
POLE DIMENSIONS			
POLE HGT. (FT.)	TOP SQ. SIZE (IN.)	BOT. SQ. SIZE (IN.)	GAGE
27'	5.00	5.00	11 GAGE
MTG. HGT. (FT.)			
27'			
BASE PLATE DIMENSIONS			
BOLT CIRCLE (IN.)	BASE PLATE DIM. (IN.)	BOLT HOLE (IN.)	PLATE THK. (IN.)
10.50-11.50	11.00 SQ	1.00	.75
ANCHOR BOLT DIMENSIONS			
ANCHOR BOLT DIA. (IN.)		ANCHOR BOLT LENGTH (IN.)	
.75		20.00	
ALLOWABLE WIND LOADING (SQ. FT.)			
WIND* EPA	INDICATED EPA	80 MPH	90 MPH
		100 MPH	120 MPH
		4.2	3.4
		2.7	1.9

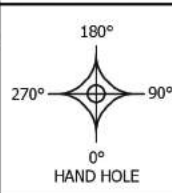
*WITH 1.3 GUST FACTOR



3.00 X 5.00 HAND HOLE COVER



11.00 X 11.00 X .75 THK. BASE PLATE



DRAWN:	12/7/2015
CHECKED:	
REVISION:	DATE:
APPROVED:	
QUOTE:	
S.O.#	
REF:	SCALE: NONE



SOME GEOGRAPHICAL AREAS HAVE SPECIAL WIND CONDITIONS THAT CAN CREATE WIND INDUCED VIBRATIONS CAUSING A FATIGUE PROBLEM. NO METHOD HAS YET BEEN FOUND FOR PREDICTING DESTRUCTIVE LIGHTING POLE VIBRATION. THESE CONDITIONS ARE UNIQUE AND CANNOT BE GUARANTEED AGAINST, AND ARE THE RESPONSIBILITY OF A LOCAL SITE ENGINEER.	
TITLE:	
CATALOG:	
DWG NO: U-SSSS-27-5-11	SIZE: C SHEET 1 OF 2