



Catalog Number:	
Project:	
Comments:	
Prepared By:	Date:

### Description

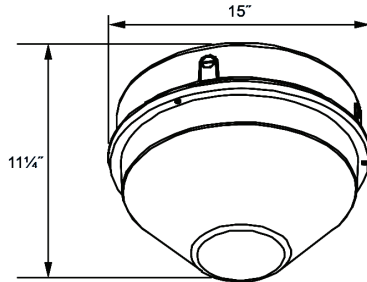
The LFS-LB2 parking garage and low bay fixture was designed specifically to deliver superior illumination performance at lower mounting heights. Combining a sleek fixture design with energy efficient performance allows this low glare fixture to be used in parking garage, warehouse, manufacturing and retail environments. The LFS-LB2 fixture can replace up to a 250W HID fixture one-for-one.

### Performance Data

Model	Watts	Equip	Delivered Lumens	Efficacy
LFS-LB2-30	32W	175W HID	3,674 Lm	121 LPW
LFS-LB2-55	55W	250W HID	6,360 Lm	116 LPW

### Dimensions & Weights

Model	Width	Height	Weight
LFS-LB2	15"	11 1/4"	10 lbs.



### Technical Specifications

**Input Voltage:** 120-277V or 347-480V

**Housing:** Die cast aluminum housing with textured architectural bronze powder coat finish over a chromate conversion coating. 1/2" coin plugs with O-rings for conduit & photocell installation.

**Lens:** Clear prismatic acrylic lens.

**Mounting:** Pendant Mount or Surface Mounting (standard).

**Color Temperature:** 2700K WW, 3000K OW, 4000K NW (standard), 5000K CW.

**LED Lifetime:** All LED's are rated for a minimum of 100,000 hours of continuous operation at ambient temperatures from -40°F/-40°C to 95°F/35°C.

**Color Rendering Index (CRI):** Minimum of 80 or higher.

**Dimming:** 0-10V standard dimming capability.

**Surge Protection:** Thermally protected 20kA/ 40kV varistor type surge suppressor is included and meets ANSI C136.2-2015: Extreme Level. Also meets IEC61643-11 Class II / EN61643-11 Type 2, and US Dept of Energy MSSLC Model Spec for surge protection. The device is wired in series with the luminaire input power in order to interrupt power to the luminaire when consumed, protecting the LED power supply and circuit boards from additional electrical surges.

**Lumecon ETD™ System:** The enhanced thermal dissipation system engines are thermally bonded to provide maximum thermal dissipation to the exterior of the fixture to ensure long life. To protect the light engine panel from moisture and corrosion, the LED light engine panel is uniformly coated with a UV stabilized acrylic polymer resin that meets MIL and ASTM dielectric standards, UL, and IPC standards for flammability, moisture resistance and thermal shock.

**Optional Occupancy Sensor:** The FSP-3x1B Wattstopper® sensors provide multi-level control based on motion and/or daylight contribution and are rated for wet and cold locations. All control parameters are adjustable via the iOS or Android Sensor Configuration App capable of storing and transmitting sensor profiles. This app enables adjustment of parameters including high and low modes, sensitivity, time delay, cut off and more. The smartphone app is also used to initiate automatic calibration of the FSP-3x1B ambient light level setpoint. The setpoint is used to hold the controlled lighting off or at low level when there is sufficient daylight. The wireless tool stores an unlimited number of sensor parameter profiles to speed configuration of multiple sensors.



**Certification Data:** CSA Listed to UL 1598, UL 8750 and CSA 22.2 No. 250 for Wet Locations. \*Full compliance and test documentation is available for TM-21, LM-79, LM-80, ETL Listing to UL1598 and UL 8750.

**DesignLights Consortium® (DLC) Qualified Product:** Unless noted, not all versions of this product may be DLC® qualified. \* LFS-LB2-30 with Low Bay Application is not DLC. In Low Bay application DLC requires a minimum of 5,000 Lumens. Parking Garage Version is DLC. For a complete list of Lumecon DLC® Qualified Products visit: [www.designlights.org](http://www.designlights.org).

**Manufacturing Origin:** US Manufactured and Assembled.

**Buy American:** Meets Buy American requirements within the ARRA.

**Warranty:** 10 Year L70 performance based warranty. For full warranty terms, please visit our website: [www.lumecon.com](http://www.lumecon.com)



## Ordering Information

LFS-LB2 – Options / Ordering Example: LFS-LB2-55-DB-1-WW-J-BB-X-OC2-LB

Wattage	Color	Voltage	Color Temperature	Mounting Methods	Battery Back-Up
30 - 32 Watts	DB - Dark Bronze	1 - 120v-277v	WW - 2700K	S - Surface Mount	X - None
55 - 55 Watts	CC - Custom Color	2 - 347v-480v	OW - 3000K NW - 4000K CW - 5000K	P - Pendant*  *Supplied by buyer	BB - Battery Back-Up

Photocell	Controls / OCC Sensor	Application Type
X - None	X - None	LB - Low Bay
PC1 - 120v-277v	OC1 - On/Off	PG - Parking Garage
PC3 - 347v PC	OC2 - Dim/High	
PC4 - 480v PC		

If OCC Sensor Option is selected, mounting height specifications need to be clarified:

Mounting height between 0' - 10'

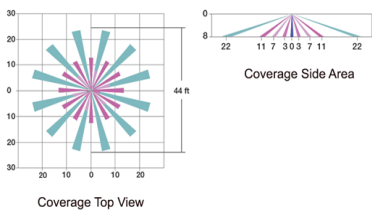
Mounting height between 10' - 40'

Mounting height over 40'+

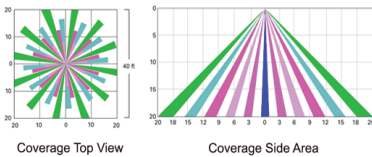
## OCC Sensor Patterns

For pricing and ordering information contact your Lumecon Sales Representative.

0' - 10' Mounting Height



10' - 40' Mounting Height



40' + Mounting Height

