



LBOL-SPD-R

LBOL-SPD-S

Description

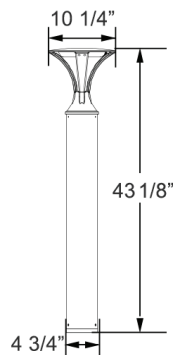
The LBOL-SPD walkway bollard is designed to replace HID lighting systems up to 70W MH or HPS. Designs options available in clear glass refractor, cone reflector or internal louvers. These fixtures are ideal for retail centers, industrial parks, schools and universities, public transit and airports, office buildings and medical facilities.

Performance Data

Model	Watts	Equiv	Delivered Lumens	Efficacy
LBOL-SPD	17W	70W HID	1,869 Lm	110 LPW

Dimensions & Weights

Model	Width	Height	Diameter	Weight
LBOL-SPD	10 1/4"	43 1/8"	4 3/4"	13.5 lbs



Catalog Number:

Project:

Comments:

Prepared By:

Date:

Technical Specifications

Input Voltage: 120-277V

Housing: Extruded aluminum housing with a powder coat finish over a chromate conversion coating. Housing features a flush mounting base, vandal-resistant screws and a top.

Lens: Clear UV-stabilized polycarbonate vandal-resistant lens.

Mounting: 8" anchor bolts and mounting kit provided standard.

Effective Projected Area (EPA): 1.07 ft²

Color Temperature: 4000K NW (standard), 5000K CW.

LED Lifetime: All LED's are rated for a minimum of 100,000 hours of continuous operation at ambient temperatures from -40°F/-40°C to 95°F/35°C.

Color Rendering Index (CRI): Minimum of 80 or higher.

Dimming: 0-10V standard dimming capability.

Surge Protection: Thermally protected 20kA/ 40kV varistor type surge suppressor is included and meets ANSI C136.2-2015: Extreme Level. Also meets IEC61643-11 Class II / EN61643-11 Type 2, and US Dept of Energy MSSLC Model Spec for surge protection. The device is wired in series with the luminaire input power in order to interrupt power to the luminaire when consumed, protecting the LED power supply and circuit boards from additional electrical surges.

Lumecon ETD™ System: The enhanced thermal dissipation system engines are thermally bonded to provide maximum thermal dissipation to the exterior of the fixture to ensure long life. To protect the light engine panel from moisture and corrosion, the LED light engine panel is uniformly coated with a UV stabilized acrylic polymer resin that meets MIL and ASTM dielectric standards, UL, and IPC standards for flammability, moisture resistance and thermal shock.

Certification Data: CSA Listed to UL 1598, UL 8750 and CSA 22.2 No. 250 for Wet Locations. *Full compliance and test documentation is available for TM-21, LM-79, LM-80, CSA Listing to UL1598 and UL 8750.

Manufacturing Origin: US Manufactured and Assembled.

Buy American: Meets Buy American requirements within the ARRA.

Warranty: 10 Year L70 performance based warranty. For full warranty terms, please visit our website: www.lumecon.com



Ordering Information

LBOL-SPD – Ordering Example: LBOL-SPD-R-DB-1-NW-43

Type	Color	Voltage	Color Temperature	Height
R - Round	DB - Dark Bronze	1 - 120v-277v	NW - 4000K	43 - 43" Height (Standard)
S - Square	BK - Black		CW - 5000K	36 - 36" Height
	CC - Custom Color			30 - 30" Height

Options & Accessories

GFI - GFCI Outlet, 15A, 120V

MS - Internal Microwave Occupancy Sensor (120-277V Only)

MST - Remote Programming Tool for MS

LUMEBASE - Bollard Retrofit Base Kit Adapts New Bollards to Most Existing Bolt Patterns.



GFI - GFCI Outlet



MS - Internal Microwave Occupancy Sensor



MST - Remote Programming Tool

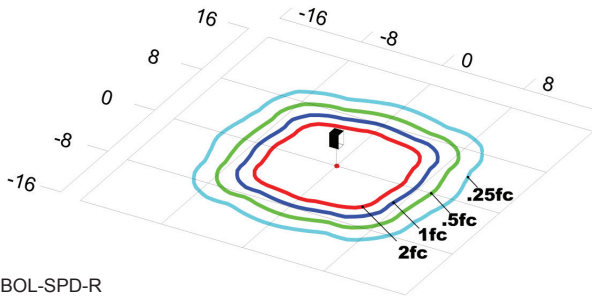


Lumebase

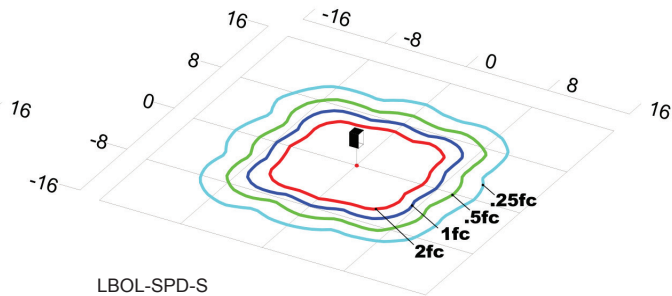


Anchor Bolt Assembly (included)

Photometric Data



LBOL-SPD-R
Grid in feet, Mounting Height= 3.5ft



LBOL-SPD-S
Grid in feet, Mounting Height= 3.5ft