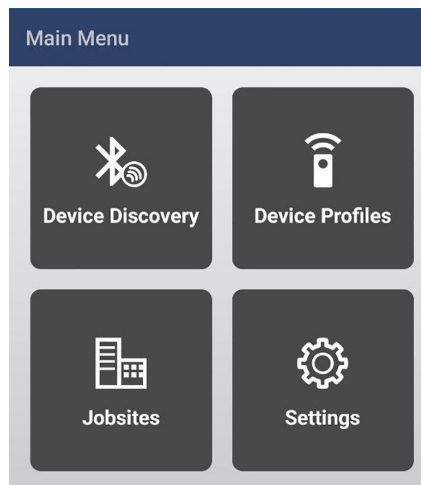


SENSOR CONFIGURATION APP

Enables fast ladder-free setup and maintenance

Allows precise configuration with maximum flexibility



2-way Bluetooth® communication for data upload, download, confirmation and storage

Configures Bluetooth enabled fixture sensors including selected FSP models



DESCRIPTION

The Sensor Configuration App is a smartphone application which is available for free download. The tool enables device modifications via an interactive user interface using any existing iOS® or Android® device. The Configuration App enables sensor modifications without ladders or tools, and stores unlimited sensor parameter profiles to speed configuration of multiple sensors.

OPERATION

The Configuration App provides the most flexibility when customizing a Bluetooth® enabled sensor.

The added features of Jobsites, this function is used to create password protected job sites. A job site can be an entire building, or even an area such as a floor in a building or a section of a parking lot, etc. Once a jobsite is assigned to a sensor, the password for that job site is stored in the sensor, and only someone with access to that password can make changes to the sensor settings.

This makes it easy to assign passwords to a large number of sensors and provides an easy way to keep track of passwords.

BLUETOOTH COMMUNICATION

The Configuration App uses bidirectional Bluetooth low energy technology communication to send and receive sensor settings at distances up to 400 feet.

The mobile app can display previously established sensor parameters, copy parameters and send new parameters or stored parameter profiles. For projects where identical settings may be desired across a large number of areas or spaces, this capability provides a streamlined method of configuration.

Settings can be copied throughout a site, or in different sites.

APPLICATIONS

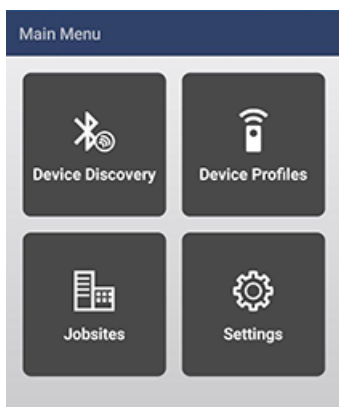
Installers and end users can use the Configuration App for initial setup and subsequent sensor adjustment to ensure conformity with design intent. It simplifies changes to sensor settings by making the adjustment process ladder-free. It is compatible with Bluetooth low energy technology enabled Wattstopper sensors. These products are ideal for use in parking facilities, gas station, pedestrian pathways and warehouses.

FEATURES

- Establishes high and low mode light levels for 0-10V control
- Sets time delay, cut off time and sensitivity for motion detection
- Enables light level settings for either hold off control or daylighting control
- Initiates automatic setpoint configuration
- Allows ramp up and fade down rate adjustments
- Provides industry leading security to limit access from unauthorized users
- Stores unlimited sensor parameter profiles to speed configuration

PROJECT	LOCATION/ TYPE

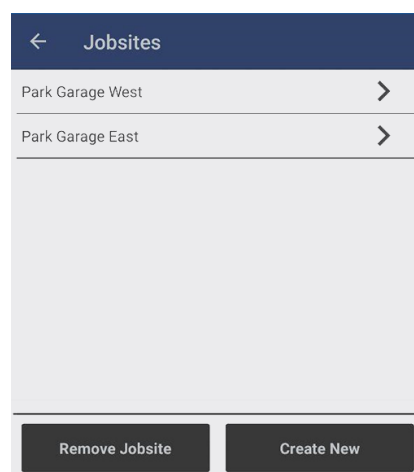
CONTROLS & MENUS



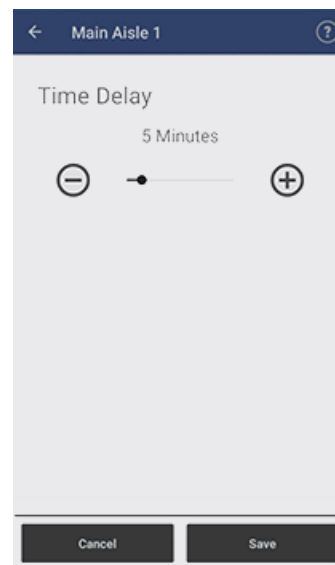
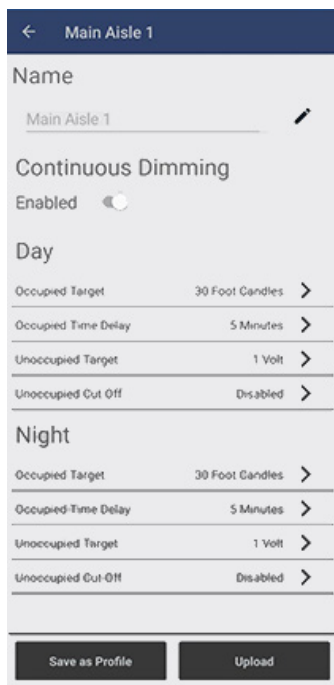
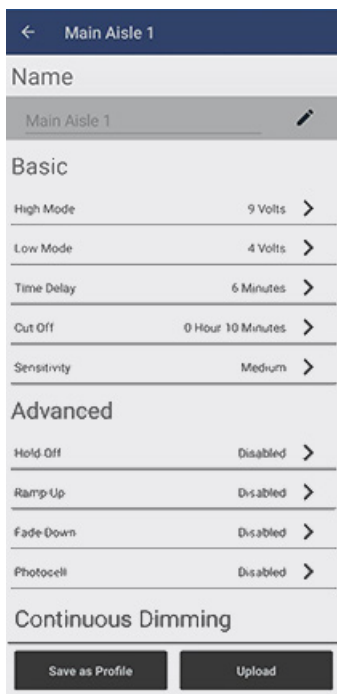
Main Menu



Discover all Sensors



Create and name password protected Jobsites



Example of a parameter editing screen

Create profiles, containing defined values for each editable parameter

Google Play and the Google Play logo are trademarks of Google Inc.

The Apple logo, iPhone, iPod touch, and iTunes are trademarks of Apple Inc., registered in the U.S. and other countries.

27748r1 Rev 09/2021