



LMB-FC-360

LMB-FC-180

Description

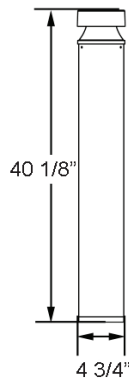
The Lumecon Full Cutoff Bollards with choice of optics are designed to replace HID lighting systems up to 70W MH or HPS. These fixtures are ideal for retail centers, industrial parks, schools and universities, public transit and airports, office buildings and medical facilities.

Performance Data

Model	Watts	Equip	Delivered Lumens	Efficacy
LMB-FC-360	19W	70 MH	702 Lm	37 LPW
LMB-FC-180	19W	70 MH	508 Lm	28 LPW

Dimensions & Weights

Model	Width	Height	Weight
LMB-FC	4 3/4"	40 1/8"	13.5 lbs



Catalog Number:	
Project:	
Comments:	
Prepared By:	Date:

Technical Specifications

Input Voltage: 120-277V

Housing: Extruded aluminum housing with flush mounting base, flat top. Bollards can be cut to custom lengths upon request.

Lens: Clear UV-stabilized polycarbonate vandal-resistant lens.

Mounting: 8" anchor bolts and mounting kit provided standard.

Effective Projected Area (EPA): 1.9 ft²

Color Temperature: 3000K OW, 4000K NW (standard), 5000K CW.

LED Lifetime: All LED's are rated for a minimum of 100,000 hours of continuous operation at ambient temperatures from -40°F/-40°C to 95°F/35°C.

Color Rendering Index (CRI): Minimum of 80

Dimming: 0-10V standard dimming capability.

Surge Protection: Thermally protected 20kA/ 40kV varistor type surge suppressor is included and meets ANSI C136.2-2015: Extreme Level. Also meets IEC61643-11 Class II / EN61643-11 Type 2, and US Dept of Energy MSSLC Model Spec for surge protection. The device is wired in series with the luminaire input power in order to interrupt power to the luminaire when consumed, protecting the LED power supply and circuit boards from additional electrical surges.

Lumecon ETD™ System: The enhanced thermal dissipation system engines are thermally bonded to provide maximum thermal dissipation to the exterior of the fixture to ensure long life. To protect the light engine panel from moisture and corrosion, the LED light engine panel is uniformly coated with a UV stabilized acrylic polymer resin that meets MIL and ASTM dielectric standards, UL, and IPC standards for flammability, moisture resistance and thermal shock.

Certification Data: CSA: Listed for Wet Locations, ANSI/UL 1598, 8750 IP66 sealed LED compartment.

Buy American Act: The product is assembled in the USA and meets the Buy America(n) government procurement requirements under FAR, DFARS, and DOT regulations.

Warranty: 10 Year L70 performance based warranty. For full warranty terms, please visit our website: www.lumecon.com



Ordering Information

LMB-FC – Ordering Example: LMB-FC-360-DB-1-NW-40-GFI

Optics	Color	Voltage	Color Temperature	Height
360 - 360°	DB - Dark Bronze	1 - 120v-277v	OW - 3000K*	40 - 40" Height (Standard)
180 - 180°	BK - Black		NW - 4000K	30 - 30" Height
	CC - Custom Color		CW - 5000K	
			*360° Only	

Options & Accessories

GFI - GFCI Outlet, 15A, 120V

MS - Internal Microwave Occupancy Sensor (120-277V Only)

MST - Remote Programming Tool for MS

LUMEBASE - Bollard Retrofit Base Kit Adapts New Bollards to Most Existing Bolt Patterns.
Fits all Lumecon Bollards. Die Cast with Powdercoat Finish, Hardware Included. 11½" Dia. x 1½" H



GFI - GFCI Outlet



MS - Internal Microwave Occupancy Sensor



MST - Remote Programming Tool

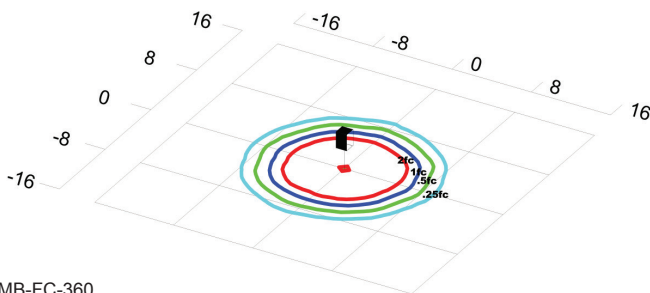


Lumebase

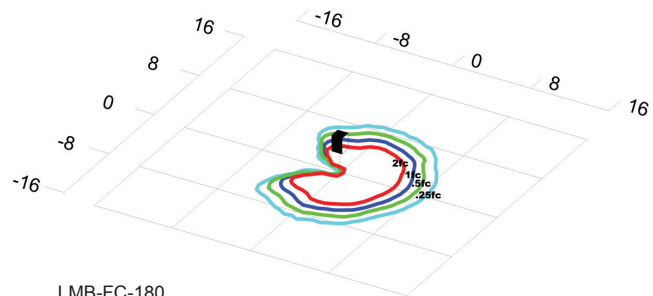


Anchor Bolt Assembly (included)

Photometric Data



LMB-FC-360
Grid in feet, Mounting Height= 3ft



LMB-FC-180
Grid in feet, Mounting Height= 3ft