



Round

Description


The LMB-R walkway bollard is built with a robust die-cast aluminum housing and vandal resistant polycarbonate lens. Available in one wattage version and equivalent to a 100W HID, the LMB-R is a perfect solution for lighting entrance walkways and for general illumination purposes.

Performance Data

Model	Watts	Equip	Delivered Lumens	Efficacy
LMB-R	19W	100W HID	1,869 Lm	100 LPW

Dimensions & Weights

Model	Width	Depth	Height	Weight
LMB-R	9 1/4"	7"	34 3/8"	13.5 lbs.



Catalog Number:

Project:

Comments:

Prepared By:

Date:

Technical Specifications

Input Voltage: 120-277V or 347-480V

Housing: Extruded aluminum housing with a powder coat finish over a chromate conversion coating. Housing features a flush mounting base, vandal-resistant screws and a top.

Lens: Clear polycarbonate lens.

Mounting: 8" anchor bolts and mounting kit provided standard. Additional anchor bolt lengths include 12" and 15" options.

Effective Projected Area (EPA): 1.9 ft²

Color Temperature: 2700K WW, 3000K OW, 4000K NW (standard), 5000K CW.

LED Lifetime: All LED's are rated for a minimum of 100,000 hours of continuous operation at ambient temperatures from -40°F/-40°C to 95°F/35°C.

Color Rendering Index (CRI): Minimum of 80 or higher.

Dimming: 0-10V standard dimming capability.

Surge Protection: Thermally protected 20kA/ 40kV varistor type surge suppressor is included and meets ANSI C136.2-2015: Extreme Level. Also meets IEC61643-11 Class II / EN61643-11 Type 2, and US Dept of Energy MSSLC Model Spec for surge protection. The device is wired in series with the luminaire input power in order to interrupt power to the luminaire when consumed, protecting the LED power supply and circuit boards from additional electrical surges.

Lumecon ETD™ System: The enhanced thermal dissipation system engines are thermally bonded to provide maximum thermal dissipation to the exterior of the fixture to ensure long life. To protect the light engine panel from moisture and corrosion, the LED light engine panel is uniformly coated with a UV stabilized acrylic polymer resin that meets MIL and ASTM dielectric standards, UL, and IPC standards for flammability, moisture resistance and thermal shock.

Certification Data: CSA Listed to UL 1598, UL 8750 and CSA 22.2 No. 250 for Wet Locations. *Full compliance and test documentation is available for TM-21, LM-79, LM-80, CSA Listing to UL1598 and UL 8750.

Buy American Act: The product is assembled in the USA and meets the Buy America(n) government procurement requirements under FAR, DFARS, and DOT regulations.

Warranty: 10 Year L70 performance based warranty. For full warranty terms, please visit our website: www.lumecon.com

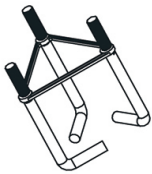


Ordering Information

LMB-R – Round Options / Ordering Example: LMB-R-DB-1-8-NW-X

Type	Color	Voltage	Mounting Methods	Color Temperature	Inline Fuse
R - Round	DB - Dark Bronze	1 - 120v-277v	8 - 8" Anchor Bolts	WW - 2700K	X - None
	BK - Black*	2 - 347v-480v	12 - 12" Anchor Bolts	OW - 3000K	F - Inline Fuse, 2.5A
			15 - 15" Anchor Bolts	NW - 4000K	
				CW - 5000K	

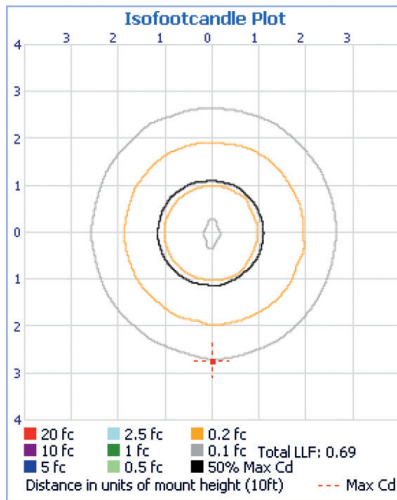
Options & Accessories Image



Anchor Bolt Assembly
(included)

Photometric Data

LMB - Round



Performance Data

Electrical Load Data

Fixture Model	Drive Current (mA)	System Watts (W)	AC Current Load (A)	
			120V	277V
LMB-R	88	18.85	0.17	0.08

Lumen Maintenance

Data in the table below references projected performance in a 25°C ambient and is based on 10,000 hours of LED testing. Performance data has been tested per IESNA LM-80-08 and projected per IESNA TM-21-11.

Use the lumen maintenance factor that corresponds to the desired number of operating hours below to calculate LLF.

Fixture Model	0	Lumen Maintenance Factors @ 25°C, by hours:			
		25,000	50,000	70,000	100,000
LMB-R	1.0	0.96	0.93	0.90	0.86