



Description

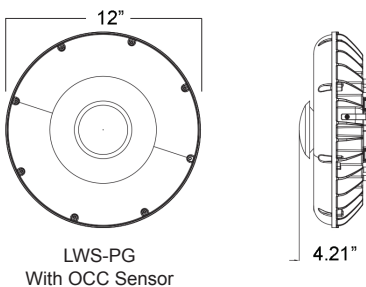
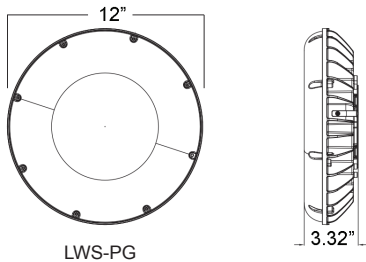
The LWS-PG makes any parking garage greener, safer and more secure. The LWP-PG maximizes the uniformity of light spread to reduce glare for drivers while providing a comfortable, well lit environment for pedestrians.

Performance Data

Model	Watts	Equiv	Delivered Lumens	Efficacy
LWS-PG-30	30W	175W	3,600 Lm	120 LPW
LWS-PG-45	45W	175W	5,400 Lm	120 LPW
LWS-PG-60	60W	175W	7,200 Lm	120 LPW

Dimensions & Weights

Model	Width	Height	Weight
LWS-PG	12"	3.32"	LWS-PG-30 5.29 lbs LWS-PG-45 5.4 lbs LWS-PG-60 5.73 lbs
LWS-PG with OCC Sensor	12"	4.21"	LWS-PG-30 5.58 lbs LWS-PG-45 5.69 lbs LWS-PG-60 6 lbs



Catalog Number:

Project:

Comments:

Prepared By:

Date:

Technical Specifications

Input Voltage: 120-277V

Housing: Die cast aluminum housing with white semi-gloss powder coat finish over a chromate conversion coating. 1/2" coin plugs with O-rings for conduit & photocell installation.

Lens: Frosted prismatic acrylic lens

Mounting: Suitable for J-BOX mounting, and easy for installation, also support pendant mounting, wires coming out from the back for easier wire connections.

Color Temperature: 4000K and 5000K.

LED Lifetime: All LED's are rated for a minimum of 100,000 hours of continuous operation at ambient temperatures from -40°F/-40°C to 95°F/35°C.

Color Rendering Index (CRI): Minimum of 70 or higher.

Dimming: 0-10V standard dimming capability.

Surge Protection: Thermally protected 40kV varistor type surge suppressor is included and meets ANSI C136.2-2015: Extreme Level. Also meets IEC61643-11 Class II / EN61643-11 Type 2, and US Dept of Energy MSSLC Model Spec for surge protection. The device is wired in series with the luminaire input power in order to interrupt power to the luminaire when consumed, protecting the LED power supply and circuit boards from additional electrical surges.

Lumecon ETD™ System: The enhanced thermal dissipation system engines are thermally bonded to provide maximum thermal dissipation to the exterior of the fixture to ensure long life. To protect the light engine panel from moisture and corrosion, the LED light engine panel is uniformly coated with a UV stabilized acrylic polymer resin that meets MIL and ASTM dielectric standards, UL, and IPC standards for flammability, moisture resistance and thermal shock.

Certification Data: UL Wet-Rated. UL 1598, UL 8750 and CSA 22.2 No. 250.0-08, Luminaires; UL 8750, Light Emitting Diode (LED) Equipment for Use in Lighting Products; CSA C22.2 No. 250.13-14 Light Emitting Diode (LED) Equipment for Lighting Applications.

DesignLights Consortium® (DLC) Qualified Product: Unless noted, not all versions of this product may be DLC® qualified. For a complete list of Lumecon DLC® Qualified Products visit: www.designlights.org.

Battery Back-Up (optional): When triggered into emergency mode, the BBU operates the LEDs for a code-compliant 90 minutes. When AC power is restored, the driver automatically returns to charging mode. The BBU is a UL recognized component and meets all applicable safety standards. Requires separate box.

Warranty: 10 Year L70 performance based warranty. For full warranty terms, please visit our website: www.lumecon.com

Motion Sensor: The BR1823-B-D sensors provide multi-level control based on motion and/or daylight contribution and are rated for wet and cold locations. All control parameters are adjustable via remote control wireless IR Configure Tool capable of storing and transmitting sensor profiles. This app enables adjustment of parameters including high and low modes, sensitivity, time delay, cut off and more. The setpoint is used to hold the controlled lighting off or at low level when there is sufficient daylight. The wireless tool stores an unlimited number of sensor parameter profiles to speed configuration of multiple sensors.



Ordering Information

LWS-PG - Options / Ordering Example: LWS-PG-30-1-W-40-X-D-PG

Wattage	Voltage	Color	Color Temperature	OCC Sensor	0 - 10 Dim	Diffuser
30 - 30 Watts	1 - 120v-277v	W - White	40 - 4000K	X - None	D - 0-10V Dimming	PG - Parking Garage
45 - 45 Watts		B - Black	50 - 5000K	M - Motion Sensor		
60 - 60 Watts		DB - Dark Bronze				

Options & Accessories

BBU - Battery Backup - *Requires external box, only available on 45W*

If Motion Sensor is selected: Choose one of the following and sign this cut-sheet and send in with PO.

- Motion Sensor Sharkward BR1823-B-D
- Watt Stopper FSP-311 Bluetooth Enabled

Then select on the options below:

- OC1 - On/Off 1
- OC2 - Dim/High 1,2
- OC3 - On/Off w/Photocell 1
- OC4 - Dim/High w/Photocell 1,2

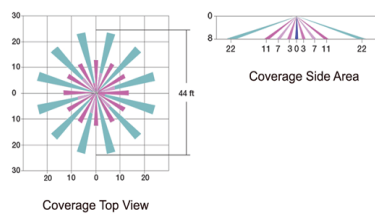
If MS or WS OCC Sensor Option is selected, mounting height specifications need to be clarified:

- Mounting height between 0' - 10'
- Mounting height between 10' - 40'
- Mounting height over 40'+

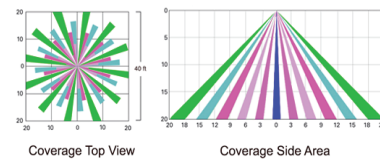
If Mounting height and parameter settings not specified when ordered. Default mounting height is 10-40' lens and preset factory settings.

OCC Sensor Patterns

0' - 10' Mounting Height



10' - 40' Mounting Height



40' + Mounting Height

