



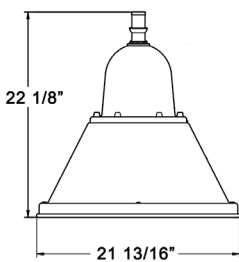
Shown with:
H10502 Style
DBZ Dark Bronze Finish
FG - Flat Glass Lens
27-00179 Single Bent Bracket Arm

Description

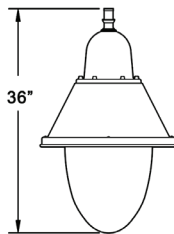
Lumecon LED's Midtown Teardrop, complete with a side-mount hang-straight feature, is a robust, classically designed decorative teardrop fixture. The LMTD combines a traditional, elegant form factor with a best-in-class, 100,000-hour LED luminaire lifetime rating. The LMTD is purpose-built, boasting exceptional efficacy, custom optics control, unmatched uniformity, and light spread. The LMTD can also adapt to any control system, or mesh network integration. Perfect for DOT, Streetscape, and Downtown Decorative lighting, the LMTD combines USA-Made technology with long-term payback. Applications include parking lots, roadways, pathways, and general area lighting.

Dimensions & Weights

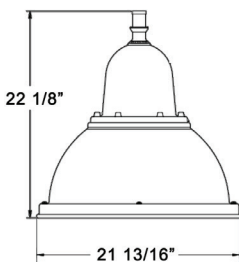
Style	Height w/flat glass	Height w/tear drop	Width	Weight
H10202	22 1/8"	36"	21 13/16"	50lbs
H10502	22 1/8"	36"	21 13/16"	50lbs



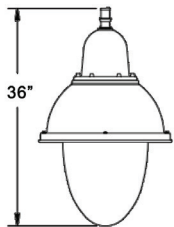
H10202
w/flat glass



H10202
w/teardrop



H10502
w/flat glass



H10502
w/teardrop

Catalog Number:	
Project:	
Comments:	
Prepared By:	Date:

Technical Specifications

INPUT VOLTAGE: 120-277V or 347-480V.

HOUSING: Die-cast aluminum housing with 60% gloss polyester powder coat finishes for maximum durability. The base aluminum material is prepared using an environmentally friendly non-chrome 2-step surface cleaning and passivation process. The process results in a more durable conversion layer than traditional chromate conversion coatings and allows maximum adhesion of the powder coating to the aluminum substrate.

MOUNTING: Mounting arm designed for a top-down hang. Check out our full listing of [decorative arms](#), [bases](#), and [poles](#).

EFFECTIVE PROJECTED AREA (EPA): 1.0

COLOR TEMPERATURE: 2200K, 2700K, 3000K, 4000K, and 5000K available.

LED LIFETIME: All LED's are rated for a minimum of 100,000 hours of continuous operation at ambient temperatures from -40°F/-40°C to 115°F/46°C.

COLOR RENDERING INDEX (CRI): Minimum of 80 or higher. CRI 90+ available upon request. CRI 90+ not available in 2200K.

DIMMING: 0-10V standard dimming capability.

CUSTOM OPTICS: Lumecon meticulously engineered premium acrylic optical lenses to maximize the distribution and uniformity of light while minimizing cost. Our arrays distribute light at least 21% further and with 29% more uniformity than leading competitors. Lumecon custom lenses create a uniform, well-lit environment that mitigates illuminance "hot spots" and use less wattage than typical LED area lights.

SURGE PROTECTION: Thermally protected 20kA/ 40kV varistor type surge suppressor is included and meets ANSI C136.2-2015: Extreme Level. Also meets IEC61643-11 Class II / EN61643-11 Type 2, and US Dept of Energy MSSLC Model Spec for surge protection. The device is wired in series with the luminaire input power in order to interrupt power to the luminaire when consumed, protecting the LED power supply and circuit boards from additional electrical surges.

LUMECON ETD™ SYSTEM: The enhanced thermal dissipation system engines are thermally bonded to provide maximum thermal dissipation to the exterior of the fixture to ensure long life. To protect the light engine panel from moisture and corrosion, the LED light engine panel is uniformly coated with a UV stabilized acrylic polymer resin that meets MIL and ASTM dielectric standards, UL, and IPC standards for flammability, moisture resistance and thermal shock.

CERTIFICATION DATA: ETL Listed to UL 1598, UL 8750 and CSA 22.2 No. 250. *Full compliance and test documentation is available for TM-21, LM-79, LM-80, ETL Listing to UL1598 and UL 8750. IP66 Rating Pending.

DESIGNLIGHTS CONSORTIUM® (DLC) QUALIFIED PRODUCT: Unless noted, not all versions of this product may be DLC® qualified. For a complete list of Lumecon DLC® Qualified Products visit: www.designlights.org.

MANUFACTURING ORIGIN: US Manufactured and Assembled.

BABA COMPLIANT: Meets Build America, Buy America Act Included in the Infrastructure Investment and Jobs Act, Public Law Number 117-58, Title IX, Subtitle A, Part I – Buy America Sourcing Requirements, Sections 70911-70917 stating Manufactured in the U.S. The cost of components mined, produced, or manufactured in the U.S. is greater than 55 percent of the total cost of all manufactured product components.

WARRANTY: 10 Year L70 performance based warranty. For full warranty terms, please visit our website: www.lumecon.com



Fixture Ordering Information

LMTD-HS Options / Ordering Example: LMTD-HS-H10202-40-DBZ-T3-FG-1-40

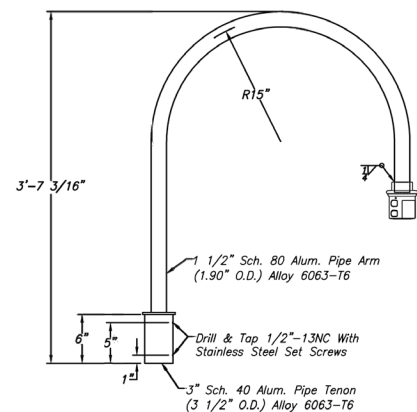
Model	Style	Wattage	Paint Color	Distribution	Lens	Voltage	Color Temperature
LMTD-HS	H10202	20 - 20 Watts	See Options on Pg 8	T2 - Type II	FG - Flat Glass	1 - 120-277V	22 - 2200K
	H10502	30 - 30 Watts		T3 - Type III	TD - Tear Drop	2 - 347-480V	27 - 2700K
		40 - 40 Watts		T4 - Type IV		30 - 3000K	
		50 - 50 Watts		T5 - Type V		40 - 4000K	
		60 - 60 Watts			50 - 5000K		
		70 - 70 Watts					
		80 - 80 Watts					
		90 - 90 Watts					
		100 - 100 Watts					
		110 - 110 Watts					

Options & Accessories

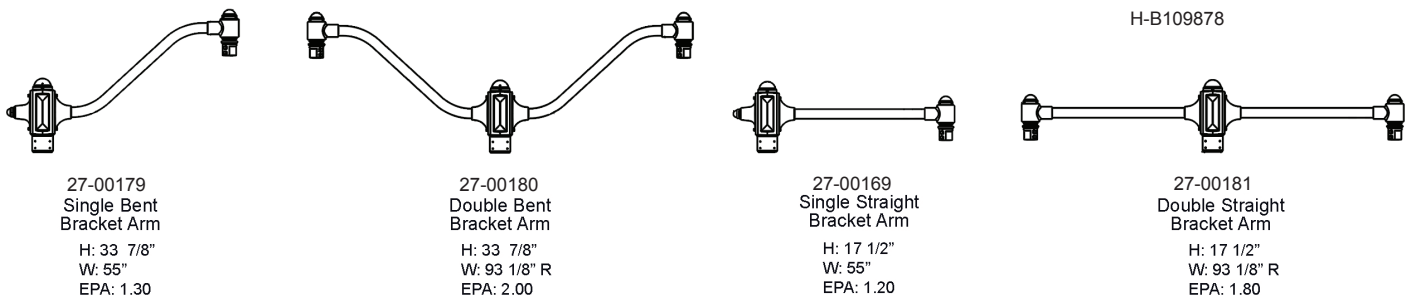
- PC1 - 120-277V Twist Lock Photocell (10-year warranty)
- PC2 - 347-480V Twist Lock Photocell (10-year warranty)
- DIM4 - 105-305 VAC, 50/60 Hz with ten position field adjustable selector switch
- DIM4-HV - High Voltage 312-530 VAC, 50/60 Hz with ten position field adjustable selector switch
- DIM4-CD - Constant all-night Dimming
- DIM4-CD-HV - Constant all-night Dimming, 315-530 VAC 50/60Hz
- DIM4-CUL - 120 VAC. 50/60 Hz, cUL-certified version with gray cover
- DIM4-ALC - Adaptive Lighting Control with a 2% per year incremental increase to compensate for an aging fixture
- DIM3-XX - Factory set dimming schedule (10 position selector switch not available)

Base and Pole Ordering Information

Decorative Base Options	Pole Options	Hang Straight Arm
X - None	X - None	X - None
H-Arlen-13	H-RSA - Round Straight Aluminum	27-00179
H-Arlen-17	H-RTA - Round Tapered Aluminum	27-00180
H-York-17	H-RFA - Round Fluted Aluminum	27-00169
H-Homewood		27-00181
		H-B109878
For additional Options click here: Decorative Base Options	For additional Options click here: Pole Options	For additional Options click here: HS Arm Options




Hang Straight Arm Options



For additional Options, download [HS Arm Options Here](#)

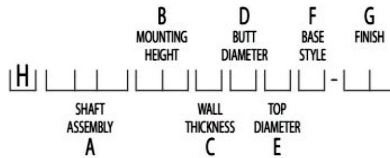
Decorative Bases Ordering Information

Over 58 Base options available. The most popular listed below. To view all options, download [Base guide here.](#)



Pole Ordering Information

Pole Ordering Example: H-RTA30D8B4-01
Rounded Tapered Aluminum, 30' Mounting Height,
.188" Wall Thickness, 8" Butt Diameter, 4.5" Top Diameter,
4-Bolt Base, Satin Aluminum Finish



A General Assembly

H-RSA - Round Straight Aluminum
H-RTA - Round Tapered Aluminum
H-RFA - Round Fluted Aluminum

D Butt Diameter

1 - 10"	5 - 5"	7 - 7"
2 - 12"	6 - 6"	8 - 8"
4 - 4"	J - 6.625	9 - 9"

G Finish

01 - Satin Aluminum (RTA and RSA)
02 - Satin Aluminum (SSA)
BA - Black Powder Coat
BH - White Powder Coat
BM - Dark Bronze Powder Coat
BV - Dark Green Powder Coat
GC - Gray Powder Coat
** - Specify Finish

B Mounting Heights

08 - 8"	14 - 14"	20 - 20"
10 - 10"	16 - 16"	25 - 25"
12 - 12"	18 - 18"	30 - 30"

E Top Diameter

A - 3"
B - 4.5"
C - 6"

C Wall Thickness

B - 0.125"	F - 0.250"
C - 0.156"	G - 0.312"
D - 0.188"	H - 0.375"
E - 0.219"	

F Base Style

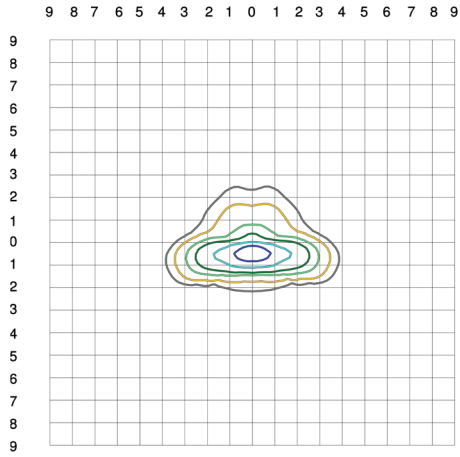
3 - 3-Bolt Anchor Base
4 - 4-Bolt Anchor Base
V - Bee Hive Base
H - Hinged Anchor Base
E - Direct Buried (Embed)
F - Breakaway Transformer Base

For additional Options, download [Pole Guide Here](#)

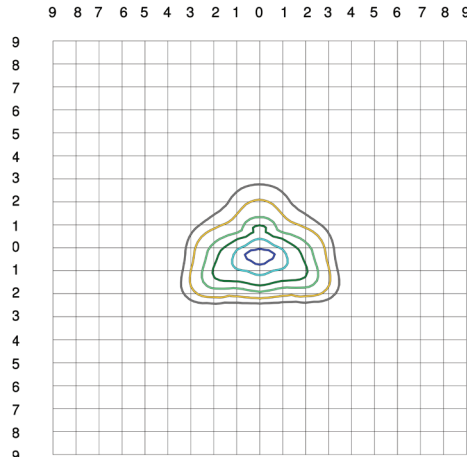
Model	Distribution Type	Wattage	Lens	2700K				3000K				4000K				5000K							
				Lumens	B	U	G	Efficacy	Lumens	B	U	G	Efficacy	Lumens	B	U	G	Efficacy	Lumens	B	U	G	Efficacy
LMTD-HS(SM)-20 Tear Drop Lens	2	20	TD	2613	1	0	1	131	2647	1	0	1	132	2953	1	0	1	148	2953	1	0	1	148
	3	20	TD	2674	1	0	1	134	2709	1	0	1	135	3022	1	0	1	151	3022	1	0	1	151
	4	20	TD	2617	1	0	1	131	2651	1	0	1	133	2957	1	0	1	148	2957	1	0	1	148
	5	20	TD	2649	2	0	1	132	2683	2	0	1	134	2993	2	0	1	150	2993	2	0	1	150
LMTD-HS(SM)-20 Flat Glass Lens	2	20	FG	2470	1	0	1	124	2503	1	0	1	125	2792	1	0	1	140	2792	1	0	1	140
	3	20	FG	2546	1	0	1	127	2579	1	0	1	129	2877	1	0	1	144	2877	1	0	1	144
	4	20	FG	2431	1	0	1	122	2463	1	0	1	123	2747	1	0	1	137	2747	1	0	1	137
	5	20	FG	2435	2	0	1	122	2467	2	0	1	123	2752	2	0	1	138	2752	2	0	1	138
LMTD-HS(SM)-30 Tear Drop Lens	2	30	TD	3884	1	0	1	129	3932	1	0	1	131	4358	1	0	1	145	4358	1	0	1	145
	3	30	TD	3901	1	0	1	130	3949	1	0	1	132	4377	1	0	1	146	4377	1	0	1	146
	4	30	TD	3885	1	0	1	130	3933	1	0	1	131	4359	1	0	1	145	4359	1	0	1	145
	5	30	TD	3894	2	0	1	130	3941	2	0	1	131	4369	2	0	1	146	4369	2	0	1	146
LMTD-HS(SM)-30 Flat Glass Lens	2	30	FG	3845	1	0	1	128	3892	1	0	1	130	4314	1	0	1	144	4314	1	0	1	144
	3	30	FG	3866	1	0	1	129	3913	1	0	1	130	4337	1	0	1	145	4337	1	0	1	145
	4	30	FG	3835	1	0	1	128	3881	1	0	1	129	4302	1	0	1	143	4302	1	0	1	143
	5	30	FG	3836	2	0	1	128	3882	2	0	1	129	4303	2	0	1	143	4303	2	0	1	143
LMTD-HS(SM)-40 Tear Drop Lens	2	40	TD	5139	1	0	1	128	5202	1	0	1	130	5771	1	0	1	144	5771	1	0	1	144
	3	40	TD	5161	1	0	1	129	5225	1	0	1	131	5796	1	0	1	145	5796	1	0	1	145
	4	40	TD	5140	1	0	1	129	5204	1	0	1	130	5772	1	0	1	144	5772	1	0	1	144
	5	40	TD	5152	2	0	1	129	5215	2	0	1	130	5785	2	0	1	145	5785	2	0	1	145
LMTD-HS(SM)-40 Flat Glass Lens	2	40	FG	5087	1	0	1	127	5150	1	0	1	129	5712	1	0	1	143	5712	1	0	1	143
	3	40	FG	5114	1	0	1	128	5177	1	0	1	129	5743	1	0	1	144	5743	1	0	1	144
	4	40	FG	5073	1	0	1	127	5135	1	0	1	128	5696	1	0	1	142	5696	1	0	1	142
	5	40	FG	5074	2	0	1	127	5137	2	0	1	128	5697	2	0	1	142	5697	2	0	1	142
LMTD-HS(SM)-50 Tear Drop Lens	2	50	TD	6374	1	0	1	127	6453	1	0	1	129	7163	1	0	1	143	7163	1	0	1	143
	3	50	TD	6402	1	0	1	128	6481	1	0	1	130	7195	1	0	1	144	7195	1	0	1	144
	4	50	TD	6376	1	0	1	128	6455	1	0	1	129	7165	1	0	1	143	7165	1	0	1	143
	5	50	TD	6390	2	0	1	128	6469	2	0	1	129	7181	2	0	1	144	7181	2	0	1	144
LMTD-HS(SM)-50 Flat Glass Lens	2	50	FG	6309	1	0	1	126	6387	1	0	1	128	7090	1	0	1	142	7090	1	0	1	142
	3	50	FG	6343	1	0	1	127	6422	1	0	1	128	7129	1	0	1	143	7129	1	0	1	143
	4	50	FG	6291	1	0	1	126	6369	1	0	1	127	7070	1	0	1	141	7070	1	0	1	141
	5	50	FG	6293	2	0	1	126	6371	2	0	1	127	7072	2	0	1	141	7072	2	0	1	141
LMTD-HS(SM)-60 Tear Drop Lens	2	60	TD	7588	1	0	1	126	7683	1	0	1	128	8536	1	0	1	142	8536	1	0	1	142
	3	60	TD	7622	1	0	1	127	7717	1	0	1	129	8574	1	0	1	143	8574	1	0	1	143
	4	60	TD	7591	1	0	1	127	7685	1	0	1	128	8538	1	0	1	142	8538	1	0	1	142
	5	60	TD	7608	2	0	1	127	7703	2	0	1	128	8558	2	0	1	143	8558	2	0	1	143
LMTD-HS(SM)-60 Flat Glass Lens	2	60	FG	7511	1	0	1	125	7604	1	0	1	127	8448	1	0	1	141	8448	1	0	1	141
	3	60	FG	7552	1	0	1	126	7646	1	0	1	127	8494	1	0	1	142	8494	1	0	1	142
	4	60	FG	7489	1	0	1	125	7583	1	0	1	126	8424	1	0	1	140	8424	1	0	1	140
	5	60	FG	7491	2	0	1	125	7585	2	0	1	126	8426	2	0	1	140	8426	2	0	1	140

Model	Distribution Type	Wattage	Lens	2700K				3000K				4000K				5000K							
				Lumens	B	U	G	Efficacy	Lumens	B	U	G	Efficacy	Lumens	B	U	G	Efficacy	Lumens	B	U	G	Efficacy
LMTD-HS(SM)-70 Tear Drop Lens	2	70	TD	8783	1	0	1	125	8894	1	0	1	127	9889	1	0	1	141	9889	1	0	1	141
	3	70	TD	8822	1	0	1	126	8933	1	0	1	128	9933	1	0	1	142	9933	1	0	1	142
	4	70	TD	8786	1	0	1	126	8896	1	0	1	127	9892	1	0	1	141	9892	1	0	1	141
	5	70	TD	8806	2	0	1	126	8917	2	0	1	127	9914	2	0	1	142	9914	2	0	1	142
LMTD-HS(SM)-70 Flat Glass Lens	2	70	FG	8692	1	0	1	124	8802	1	0	1	126	9786	1	0	1	140	9786	1	0	1	140
	3	70	FG	8740	1	0	1	125	8850	1	0	1	126	9840	1	0	1	141	9840	1	0	1	141
	4	70	FG	8667	1	0	1	124	8776	1	0	1	125	9758	1	0	1	139	9758	1	0	1	139
	5	70	FG	8670	2	0	1	124	8779	2	0	1	125	9761	2	0	1	139	9761	2	0	1	139
LMTD-HS(SM)-80 Tear Drop Lens	2	80	TD	9958	1	0	1	124	10084	1	0	1	126	11221	1	0	1	140	11221	1	0	1	140
	3	80	TD	10002	1	0	1	125	10129	1	0	1	127	11272	1	0	1	141	11272	1	0	1	141
	4	80	TD	9961	1	0	1	125	10087	1	0	1	126	11225	1	0	1	140	11225	1	0	1	140
	5	80	TD	9984	2	0	1	125	10110	2	0	1	126	11250	2	0	1	141	11250	2	0	1	141
LMTD-HS(SM)-80 Flat Glass Lens	2	80	FG	9854	1	0	1	123	9979	1	0	1	125	11104	1	0	1	139	11104	1	0	1	139
	3	80	FG	9909	1	0	1	124	10035	1	0	1	125	11166	1	0	1	140	11166	1	0	1	140
	4	80	FG	9825	1	0	1	123	9950	1	0	1	124	11072	1	0	1	138	11072	1	0	1	138
	5	80	FG	9828	2	0	1	123	9953	2	0	1	124	11075	2	0	1	138	11075	2	0	1	138
LMTD-HS(SM)-90 Tear Drop Lens	2	90	TD	11113	1	0	1	123	11255	1	0	1	125	12534	1	0	1	139	12534	1	0	1	139
	3	90	TD	11163	1	0	1	124	11306	1	0	1	126	12591	1	0	1	140	12591	1	0	1	140
	4	90	TD	11116	1	0	1	124	11258	1	0	1	125	12538	1	0	1	139	12538	1	0	1	139
	5	90	TD	11142	2	0	1	124	11284	2	0	1	125	12567	2	0	1	140	12567	2	0	1	140
LMTD-HS(SM)-90 Flat Glass Lens	2	90	FG	10996	1	0	1	122	11136	1	0	1	124	12402	1	0	1	138	12402	1	0	1	138
	3	90	FG	11058	1	0	1	123	11199	1	0	1	124	12472	1	0	1	139	12472	1	0	1	139
	4	90	FG	10964	1	0	1	122	11104	1	0	1	123	12366	1	0	1	137	12366	1	0	1	137
	5	90	FG	10967	2	0	1	122	11107	2	0	1	123	12369	2	0	1	137	12369	2	0	1	137
LMTD-HS(SM)-110 Tear Drop Lens	2	110	TD	13362	1	0	1	121	13536	1	0	1	123	15099	1	0	1	137	15099	1	0	1	137
	3	110	TD	13423	1	0	1	122	13598	1	0	1	124	15168	1	0	1	138	15168	1	0	1	138
	4	110	TD	13366	1	0	1	122	13540	1	0	1	123	15104	1	0	1	137	15104	1	0	1	137
	5	110	TD	13398	2	0	1	122	13572	2	0	1	123	15139	2	0	1	138	15139	2	0	1	138
LMTD-HS(SM)-110 Flat Glass Lens	2	110	FG	13219	1	0	1	120	13391	1	0	1	122	14938	1	0	1	136	14938	1	0	1	136
	3	110	FG	13295	1	0	1	121	13468	1	0	1	122	15023	1	0	1	137	15023	1	0	1	137
	4	110	FG	13180	1	0	1	120	13351	1	0	1	121	14893	1	0	1	135	14893	1	0	1	135
	5	110	FG	13184	2	0	1	120	13355	2	0	1	121	14898	2	0	1	135	14898	2	0	1	135

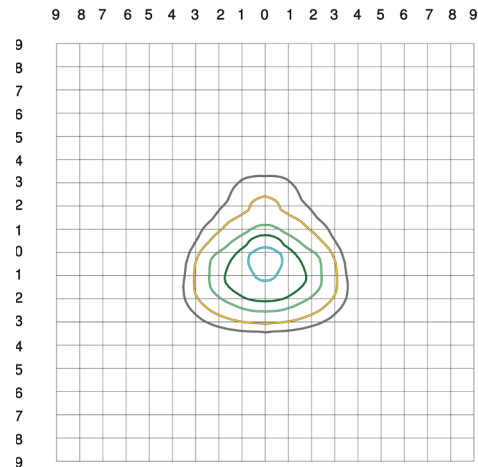
Photometric Data



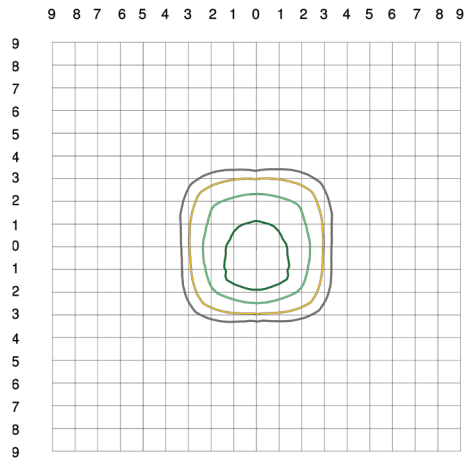
LMTD-20-T2
Distance in units of mounting height (10 ft)



LMTD-20-T3
Distance in units of mounting height (10 ft)

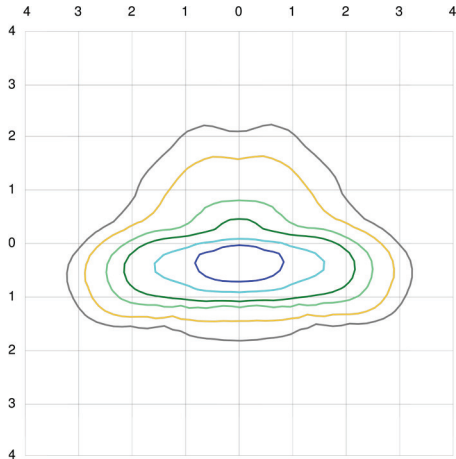


LMTD-20-T4
Distance in units of mounting height (10 ft)

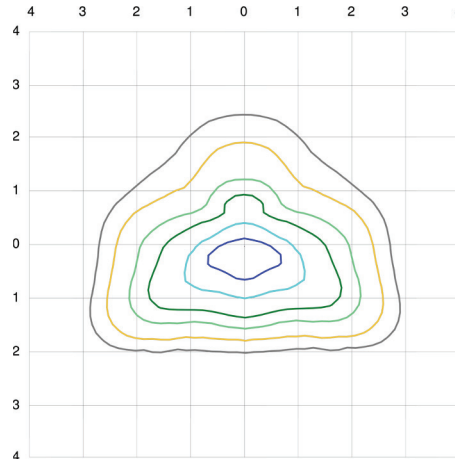


LMTD-20-T5
Distance in units of mounting height (10 ft)

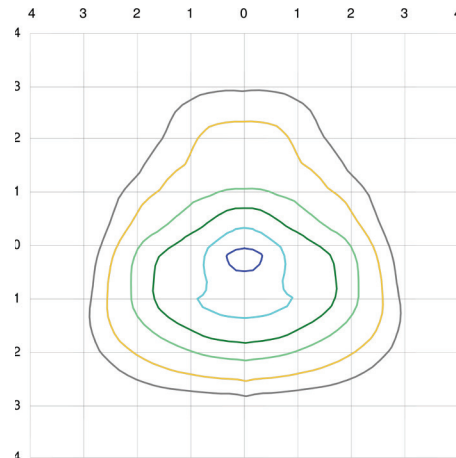
Photometric Data



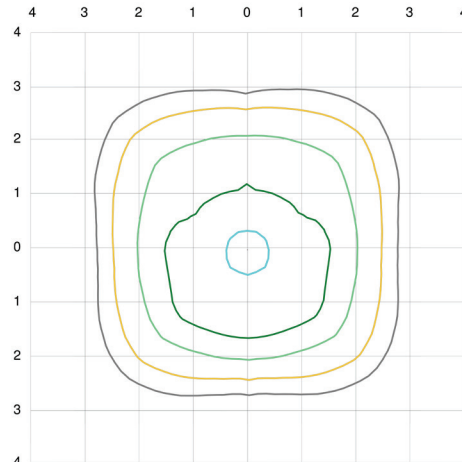
LMTD-110-T2
Distance in units of mounting height (25 ft)



LMTD-110-T3
Distance in units of mounting height (25 ft)



LMTD-110-T4
Distance in units of mounting height (25 ft)



LMTD-110-T5
Distance in units of mounting height (25 ft)

Paint Finish Options

Standard



Premium

