

**Technical Specifications**



Shown with:  
BH13 Fitter  
PI - Prismatic Injection Molded  
FN2 - Flame Finial

Requires nominal 3" diameter x 2 7/8" tall tenon



Shown with:  
PI - Prismatic Injection Molded

FITTER	BH1	BH2	BH3	BH4	BH5	BH8	BH9	B11	B12	B13
HEIGHT	10"	6.75"	8"	6.75"	11.25"	12"	11.5"	13.5"	12"	13.4"

FINIAL	FN1	FN2	FN3	FN4
HEIGHT	5"	4"	3"	3.5"

**GLOBE MATERIALS**

**Acrylic:** Our two-piece acrylic lens post-top features precise prisms achievable only through injection molding. The prisms provide pleasing daytime "prismatic sparkle" and provide excellent uniformity, light distribution, and efficiency for nighttime performance. The globe carries a 20-year warranty which includes resistance to yellowing, as we define as having a yellowness index of less than 7.

**FITTER:** Slip fits over 2 7/8" and 3" OD tenons on most decorative poles. Requires nominal 3" diameter x 2 7/8" tall tenon. Uses A356 aluminum comprises 92.05% Aluminum, 7% Silicon, 0.35% Magnesium, 0.20% Iron, 0.20% Copper, 0.10% Manganese, and 0.10% Zinc. It is lightweight and highly corrosion-resistant, like stainless steel. Heat treated to improve strength—low impurities cause high strength and ductility.

**FINISH:** Cast aluminum fitter housing with textured or 60% gloss polyester powder coat finishes for maximum durability. The base aluminum material is prepared using an environmentally friendly non-chrome 2-step surface cleaning and passivation process. The process results in a more durable conversion layer than traditional chromate conversion coatings and allows maximum powder coating adhesion to the aluminum fitter.

**POWERED BY THE LUMECON L-RETRO-DG LIGHT ENGINE**

**INPUT VOLTAGE:** 120-277V or 347-480V

**EFFECTIVE PROJECTED AREA (EPA):** 0.65 ft<sup>2</sup>

**LIGHT ENGINE:** Each LED light engine consists of a circuit board of 80 Midpower LEDs. The LED board is mounted to a 0.125 aluminum disk and heat sink for maximum heat dissipation from the LEDs.

**LUMECON ETD™ SYSTEM:** The enhanced thermal dissipation system engines are thermally bonded to provide maximum thermal dissipation to the fixture's exterior to ensure long life. To protect the light engine panel from moisture and corrosion, the LED light engine panel is uniformly coated with a UV-stabilized acrylic polymer resin that meets MIL and ASTM dielectric standards, UL, and IPC standards for flammability, moisture resistance, and thermal shock.



**COLOR TEMPERATURE:** 2200K, 2700K, 3000K, 4000K, 5000K

**LED LIFETIME:** All LEDs are rated for a minimum of 100,000 hours of continuous operation at ambient temperatures from -40°F/-40°C to 115°F/46°C.

**COLOR RENDERING INDEX (CRI):** Minimum of 80 or higher.

**DIMMING:** 0-10V standard dimming capability.

**SURGE PROTECTION:** Thermally protected 20kA/ 40kV varistor type surge suppressor is included and meets ANSI C136.2- 2015: Extreme Level. It also meets IEC61643-11 Class II / EN61643-11 Type 2 and US Dept of Energy MSSLC Model Spec for surge protection. The device is wired in series with the luminaire input power to interrupt power to the luminaire when consumed, protecting the LED power supply and circuit boards from additional electrical surges.

**MANUFACTURING ORIGIN:** US Manufactured and Assembled.

**BABA COMPLIANT:** Meets Build America, Buy America Act Included in the Infrastructure Investment and Jobs Act, Public Law Number 117-58, Title IX, Subtitle A, Part I – Buy America Sourcing Requirements, Sections 70911-70917 stating Manufactured in the U.S. The cost of components mined, produced, or manufactured in the U.S. is greater than 55 percent of the total cost of all manufactured product components.

**WARRANTY:** 10 Year L70 performance-based warranty. For full warranty terms, please visit our website: [www.lumecon.com](http://www.lumecon.com).

**CERTIFICATION:** Built with ETL/UL-certified components.

**DESIGNLIGHTS CONSORTIUM® (DLC) QUALIFIED PRODUCT:** Unless noted, not all versions of this product may be DLC® qualified. For a complete list of Lumecon DLC® Qualified Products visit: [www.designlights.org](http://www.designlights.org).



**PERFORMANCE DATA**

DISTRIBUTION	WATTAGE	2200K		2700K		3000K		4000K		5000K	
		LUMENS	EFFICACY	LUMENS	EFFICACY	LUMENS	EFFICACY	LUMENS	EFFICACY	LUMENS	EFFICACY
Type 5	35	3500	100	4480	128	4480	128	4585	131	4550	130
Type 5	45	4365	97	5580	124	5580	124	5895	131	5670	126
Type 5	55	5170	94	6655	121	6655	121	6765	123	6655	121

**ORDERING INFORMATION**

Lumecon Midtown Post-Top Series

Example Part Number: LM-LWW-35-1-22-AC-BH2-BK-FN1-32-00123-PC-7P

REQUIRED							OPTIONAL				
MODEL	WATTAGE	VOLTAGE	CCT	GLOBE	FITTER	FINISH	FINAL	HOUSE SIDE SHIELD	PHOTOCELL	CONTROLS READY	DISTRIBUTION
LM-LWW	35 - 35 Watts	1 - 120v - 277v	22 - 2200K	AC - Prismatic Injection Molded - Clear	X - None	BK - Black Gloss	FN1 <sup>1</sup>	32-00123 - House Side Shield	PC - Button Eye	7P - 7 Pin Receptacle	32-00114 - Type IV
	45 - 45 Watts	2 - 347v - 480v	27 - 2700K		BH1 - 10"	BT - Black Textured	FN2				
	55 - 55 Watts		30 - 3000K	BH2 - 6.75"	DB - Dark Bronze	FN3					
			40 - 4000K	BH3 - 8"	GN - Green	FN4 <sup>1</sup>					
			50 - 5000K	BH4 - 6.75"	<b>Premium Finishes</b>						
				BH5 - 11.25"	WH - White Gloss						
				BH8 - 12"	CF - Custom Finish						
				BH9 - 11.5"							
				BH12 - 12"							
				BH13 - 13.4"							

1. FN1 and FN4 are Acrylic and only available in black

**Fitters**

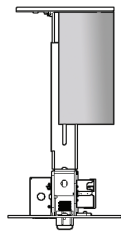


**Finials**

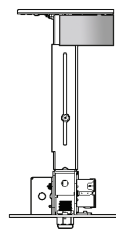
**House Side Shield**

**Distribution**

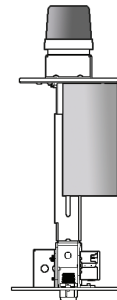
**Controls Ready**



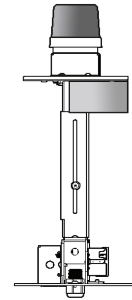
32-00123 -  
House Side Shield



32-00114 - Type IV



7P - Seven-Pin Twist Lock  
Photocell Receptacle  
32-00123 - House Side Shield




7P - Seven-Pin Twist Lock  
Photocell Receptacle  
32-00114 - Type IV

## OPTIONAL BASE AND POLE ORDERING INFORMATION

POLE OPTIONS	DECORATIVE BASE OPTIONS
X - None	X - None
H-RSA - Round Straight Aluminum	Arlen-13
H-RTA - Round Tapered Aluminum	Arlen-17
H-RFA - Round Fluted Aluminum	York-17
	Homewood
For additional Options click here: <a href="#">Pole Options</a>	For additional Options click here: <a href="#">Decorative Base Options</a>

### Decorative Bases Ordering Information

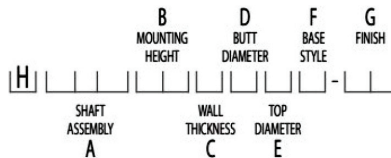
Over 58 Base options available. The most popular listed below. [To view all options, download Base guide here.](#)



### Pole Ordering Information

#### Pole Ordering Example: H-RTA30D8B4-01

Rounded Tapered Aluminum, 30' Mounting Height, .188" Wall Thickness, 8" Butt Diameter, 4.5" Top Diameter, 4-Bolt Base, Satin Aluminum Finish



#### A General Assembly

H-RSA - Round Straight Aluminum  
H-RTA - Round Tapered Aluminum  
H-RFA - Round Fluted Aluminum

#### B Mounting Heights

08 - 8"    14 - 14"    20 - 20"  
10 - 10"    16 - 16"    25 - 25"  
12 - 12"    18 - 18"    30 - 30"

#### C Wall Thickness

B - 0.125"    F - 0.250"  
C - 0.156"    G - 0.312"  
D - 0.188"    H - 0.375"  
E - 0.219"

#### D Butt Diameter

1 - 10"    5 - 5"    7 - 7"  
2 - 12"    6 - 6"    8 - 8"  
4 - 4"    J - 6.625    9 - 9"

#### E Top Diameter

A - 3"  
B - 4.5"  
C - 6"

#### F Base Style

3 - 3-Bolt Anchor Base  
4 - 4-Bolt Anchor Base  
V - Bee Hive Base  
H - Hinged Anchor Base  
E - Direct Buried (Embed)  
F - Breakaway Transformer Base

#### G Finish

01 - Satin Aluminum (RTA and RSA)  
02 - Satin Aluminum (SSA)  
BA - Black Powder Coat  
BH - White Powder Coat  
BM - Dark Bronze Powder Coat  
BV - Dark Green Powder Coat  
GC - Gray Powder Coat  
.. - Specify Finish

For additional Options, download [Pole Guide Here](#)