



Catalog Number:	
Project:	
Comments:	
Prepared By:	Date:

Description

The LDS-FTM, part of the exclusive Lumecon Detroit Series, offers a bold Detroit-inspired design that performs efficiently and reliably against rugged outdoor environments. Constructed of die-cast aluminum poured right here in Michigan, the LDS-FTM mini forward throw wall pack is ideal for distributing light in an outward direction. The LDS-FTM can replace up to a 175W HID one-for-one making it a perfect fixture for building facades, general security, storage areas, and entry door applications. The LDS-FTM utilizes the Lumecon ETD™ Thermal Design backed by a 10-year performance warranty, protected against surge with a 20kA / 40kV surge suppression system, and has been inspired, designed, engineered, assembled, and shipped right here in the USA, with the most US content possible.

Performance Data

High Efficiency 2	Watts	Equip	Lumens	Efficacy
LDS-FTM-10	10W	100W HID	1,420 Lm	142 LPW
LDS-FTM-15	15W	150W HID	2,010 Lm	134 LPW
LDS-FTM-20	20W	175W HID	2,720 Lm	136 LPW
LDS-FTM-35	35W	175W HID	4,760 Lm	136 LPW

Regular	Watts	Equip	Lumens	Efficacy
LDS-FTM-10	10W	100W HID	1,087 Lm	109 LPW
LDS-FTM-15	15W	150W HID	1,523 Lm	102 LPW
LDS-FTM-20	20W	175W HID	2,018 Lm	96 LPW
LDS-FTM-35	35W	175W HID	3,360 Lm	96 LPW

Technical Specifications

Input Voltage: 120-277V or 347-480V

Housing: Die cast aluminum housing with hinged front frame and textured architectural bronze powder coat finish over a chromate conversion coating. 1/2" coin plugs with O-rings for conduit, photocell and/or occupancy installation.

Lens: Designed and injected molded in Michigan, our acrylic lens features precise prisms achievable only through injection molding. The prisms provide pleasing daytime 'prismatic sparkle' and provide excellent uniformity, light distribution and efficiency for nighttime performance.

Vandal Resistant: Our lens is also resistant to vandalism with internally placed mounting hardware; vandals cannot remove our lenses without removing the entire fixture. We build to withstand high abuse lighting environments.

Mounting: Die cast aluminum back plate with cast-in template for mounting directly over a 4" recessed outlet box, or by use of 1/2" surface conduit.

Effective Projected Area (EPA): 0.35 ft²

Color Temperature: 2200K, 2700K, 3000K, 4000K, and 5000K.

LED Lifetime: All LEDs are rated for a minimum of 100,000 hours of continuous operation at ambient outdoor temperatures from -40°F/-40°C to 115°F/46°C.

Color Rendering Index (CRI): Minimum of 80 or higher, CRI 90+ available upon request.

Surge Protection: Thermally protected 20kA/ 40kV varistor type surge suppressor is included and meets ANSI C136.2-2015: Extreme Level. Also meets IEC61643-11 Class II / EN61643-11 Type 2, and US Dept of Energy MSSLC Model Spec for surge protection. The device is wired in series with the luminaire input power in order to interrupt power to the luminaire when consumed, protecting the LED power supply and circuit boards from additional electrical surges.

Lumecon ETD™ System: The enhanced thermal dissipation system engines are thermally bonded to provide maximum thermal dissipation to the exterior of the fixture to ensure long life. To protect the light engine panel from moisture and corrosion, the LED light engine panel is uniformly coated with a UV stabilized acrylic polymer resin that meets MIL and ASTM dielectric standards, UL, and IPC standards for flammability, moisture resistance and thermal shock.

Battery Back-Up and Battery Back-Up Cold Rated (Optional): The BBU operates the LEDs for a code-compliant 90 minutes when triggered into emergency mode. When AC power is restored, the driver automatically returns to charging mode. The BB and BBCR are UL-recognized component and meets all applicable safety standards. BBCR is cold rated to -20°C.

Certification Data: All Testing is done in the United States. CSA Listed to UL 1598, UL 8750 and CSA 22.2 No. 250 for Wet Locations. *Full compliance and test documentation is available for TM-21, LM-79, LM-80. Salt Fog tested for 3,000 hours per ASTM B117-16 / ASTM D610-08.

Manufacturing Origin: Built in Farmington Hills, MI with nearly all US parts and some foreign components.

Buy American Act: The product is assembled in the USA and meets the Buy America(n) government procurement requirements under FAR, DFARS, and DOT regulations.

Warranty: 10 Year L70 performance based warranty. For full warranty terms, please visit our website: www.lumecon.com



Ordering Information

Ordering Example: LDS-FTM-20-DB-1-40-HE2

Wattage	Color	Voltage	Color Temperature	Output Version
10 - 10 Watts	DB - Dark Bronze	1 - 120v-277v	22 - 2200K	HE2 - High Efficiency 2
15 - 15 Watts	WH - White	2 - 347v-480v ¹	27 - 2700K	R - Regular
20 - 20 Watts	BK - Black		30 - 3000K	
35 - 35 Watts	GR - Gray		40 - 4000K	
	CC - Custom		50 - 5000K	
	AF - Automotive Finish			

Options & Accessories

BB- Battery back-Up 120-277v*
* Requires external box

BBCR- Battery Back-Up Cold Rated 120-277V*
* Requires external box

PC1 - 120v-277v Button Eye Style

PC2 - 347v-480v Button Eye Style

OC1 - On/Off Occupancy Sensor

OC2 - Dim/High Occupancy Sensor


1. 347v-480v requires external box. Consider LDS-FT model if all-in-one housing is needed.

Battery Back-Up

An external battery back-up box may be required on certain light fixtures. Please contact Lumecon Sales Agent for clarification.

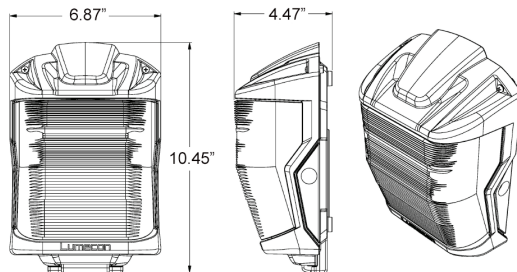
UL Component Recognized / CSA certified

Lumecon's Emergency LED driver has been tested in accordance with the standards set forth in UL 924, "Emergency Lighting and Power Equipment," and with the standards set forth in C22.2 No. 141, "Unit Equipment for Emergency Lighting." Our Emergency LED driver's are UL Component Recognized and CSA Certified for factory installation only. Emergency illumination time exceeds the National Electrical Code (NEC), Life Safety Code (NFPA-LSC), National Building Code of Canada (NBC), National Fire Code of Canada (NFC) and UL 90-minute requirements.



Dimensions & Weights

Model	Width	Height	Depth	Weight
LDS-FTM	6.87"	10.45"	4.47"	6.2 lbs



Color Option Samples

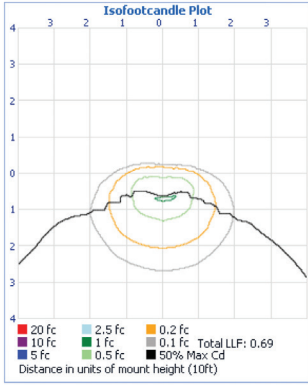
Due to variations in monitor settings and color printing settings, colors will not be exact.



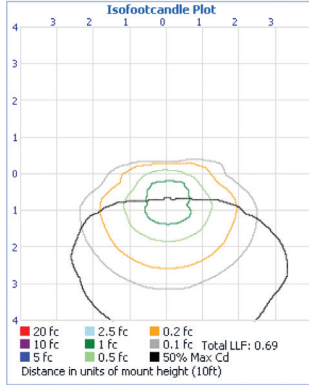
Photometric Data

For .ies files of this product, please visit the downloads tabs on the LDS-FTM product page: <http://lumecon.com/products/lDS-ftm/>

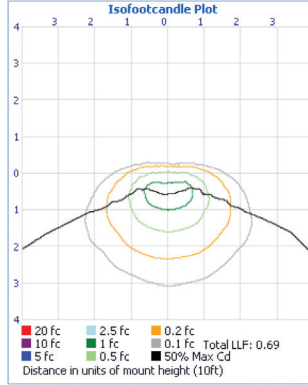
LDS-FTM-10-DB



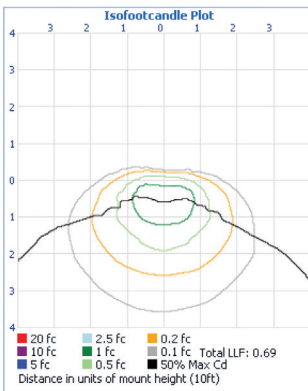
LDS-FTM-10-WW



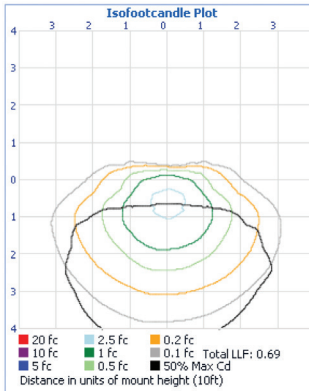
LDS-FTM-15-DB



LDS-FTM-20-DB



LDS-FTM-20-NW



LDS-FTM-15-NW

