

Technical Specifications

GLOBE MATERIALS

Acrylic - Impact modified and UV resistant with continuous operating temperature up to 80°C. Maximum transmittance of 92% (clear). Acrylic streetlamps are available in clear or white. LD Acrylic - Impact modified and UV resistant with continuous operating temperature up to 80°C and transmittance of 90% to 94% (application dependent).

Polycarbonate - UV stabilized with a continuous operating temperature of 100°C to 125°C, high impact resistance down to -40the °C, and transmittance of 88% (application dependent). Polycarbonate streetlamps are available in clear.

FITTER: Slip fits over 2 7/8" and 3" OD tenons on most decorative poles. Requires nominal 3" diameter x 2 7/8" tall tenon. Uses A356 aluminum comprises 92.05% Aluminum, 7% Silicon, 0.35% Magnesium, 0.20% Iron, 0.20% Copper, 0.10% Manganese, and 0.10% Zinc. It is lightweight and highly corrosion-resistant, like stainless steel. Heat treated to improve strength—low impurities cause high strength and ductility.

FINISH: Cast aluminum fitter housing with textured or 60% gloss polyester powder coat finishes for maximum durability. The base aluminum material is prepared using an environmentally friendly non-chrome 2-step surface cleaning and passivation process. The process results in a more durable conversion layer than traditional chromate conversion coatings and allows maximum powder coating adhesion to the aluminum fitter.

POWERED BY THE LUMECON L-RETRO-DG LIGHT ENGINE

INPUT VOLTAGE: 120-277V or 347-480V

EFFECTIVE PROJECTED AREA (EPA): 0.65 ft²

LIGHT ENGINE: Each LED light engine consists of a circuit board of 80 Midpower LEDs. The LED board is mounted to a 0.125 aluminum disk and heat sink for maximum heat dissipation from the LEDs.

LUMECON ETD™ SYSTEM: The enhanced thermal dissipation system engines are thermally bonded to provide maximum thermal dissipation to the fixture's exterior to ensure long life. To protect the light engine panel from moisture and corrosion, the LED light engine panel is uniformly coated with a UV-stabilized acrylic polymer resin that meets MIL and ASTM dielectric standards, UL, and IPC standards for flammability, moisture resistance, and thermal shock.

COLOR TEMPERATURE: 2200K, 2700K, 3000K, 4000K, and 5000K.

LED LIFETIME: All LEDs are rated for a minimum of 100,000 hours of continuous operation at ambient temperatures from -40°F/-40°C to 115°F/46°C.

COLOR RENDERING INDEX (CRI): Minimum of 80 or higher.

DIMMING: 0-10V standard dimming capability.

SURGE PROTECTION: Thermally protected 20kA/ 40kV varistor type surge suppressor is included and meets ANSI C136.2- 2015: Extreme Level. It also meets IEC61643-11 Class II / EN61643-11 Type 2 and US Dept of Energy MSSLC Model Spec for surge protection. The device is wired in series with the luminaire input power to interrupt power to the luminaire when consumed, protecting the LED power supply and circuit boards from additional electrical surges.

MANUFACTURING ORIGIN: US Manufactured and Assembled.

BUY AMERICAN ACT: The product is assembled in the USA and meets the Buy America(n) government procurement requirements under FAR, DFARS, and DOT regulations.

WARRANTY: 10 Year L70 performance-based warranty. For full warranty terms, please visit our website: www.lumecon.com.

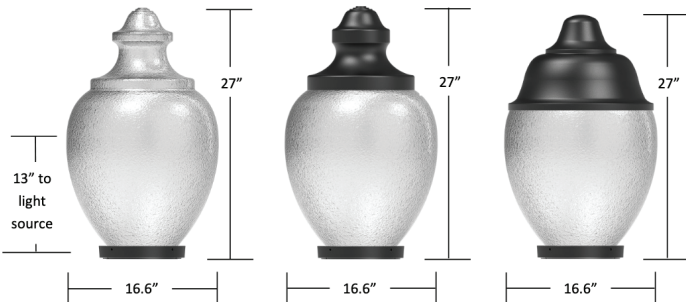
CERTIFICATION: Built with ETL/UL-certified components.

DESIGNLIGHTS CONSORTIUM® (DLC) QUALIFIED PRODUCT: Unless noted, not all versions of this product may be DLC® qualified. For a complete list of Lumecon DLC® Qualified Products visit: www.designlights.org.



Shown with:
BH1 Fitter
CA - Clear Acrylic Globe

Requires nominal 3" diameter x 2 7/8" tall tenon



Shown with:
SR1 Solid Roof
CA - Clear Acrylic Globe

Shown with:
SR3 Solid Roof
CA - Clear Acrylic Globe

FITTER	BH0	BH1	BH2	BH3	BH4	BH5	BH8	BH9	B11	B12	B13
HEIGHT	10.25"	10"	6.75"	8"	6.75"	11.25"	12"	11.5"	13.5"	12"	13.4"

FINIAL	FN1	FN2	FN3	FN4
HEIGHT	5"	4"	3"	3.5"



L-RETRO-DG
Light Engine



L-RETRO-DG
LIGHT ENGINE

Intertek

Email: sales@lumecon.com Website: www.lumecon.com Phone: 248-477-5009

Copyright © 2023 Lumecon LLC. All Rights Reserved.

Note: Specifications and photometric data are subject to change at any time without notice.

Please see www.lumecon.com for current specifications and documentation.

Sheet/LM-LPL_07312024

PERFORMANCE DATA

DISTRIBUTION	WATTAGE	2200K		2700K		3000K		4000K		5000K	
		LUMENS	EFFICACY	LUMENS	EFFICACY	LUMENS	EFFICACY	LUMENS	EFFICACY	LUMENS	EFFICACY
Type 5	35	3500	100	4480	128	4480	128	4585	131	4550	130
Type 5	45	4365	97	5580	124	5580	124	5895	131	5670	126
Type 5	55	5170	94	6655	121	6655	121	6765	123	6655	121

ORDERING INFORMATION

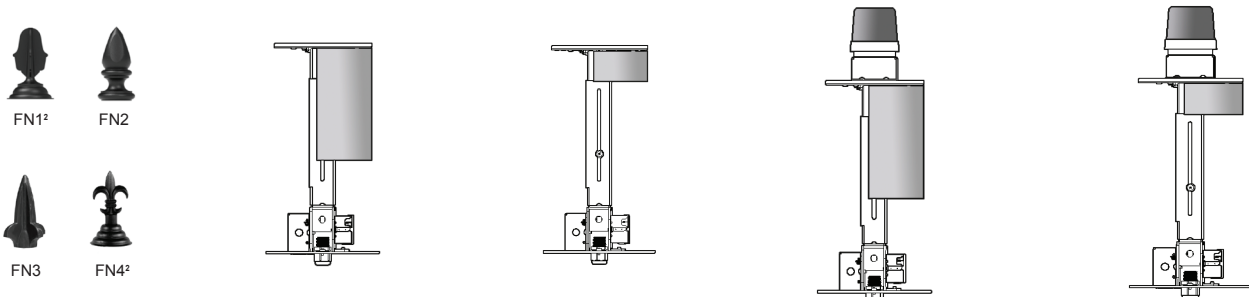
Lumecon Midtown Post-Top Series

Example Part Number: LM-LPL-35-1-22-CA-BH2-BK-CG77-SR7-FN1-32-00123-PC-7P

REQUIRED							OPTIONAL						
MODEL	WATTAGE	VOLTAGE	CCT	GLOBE	FITTER ¹	FINISH	CAGE ¹	SOLID ROOF	FINIAL	HOUSE SIDE SHIELD	PHOTOCELL	CONTROLS READY	DISTRIBUTION
LM-LPL	35 - 35 Watts	1 - 120v - 277v	22 - 2200K	CA - Clear Acrylic	X - None	BK - Black Gloss	CG11	SR1	FN1 ²	32-00123 - House Side Shield	PC - Button Eye	7P - 7 Pin Receptacle	32-00114 - Type IV
	45 - 45 Watts	2 - 347v - 480v	27 - 2700K	WA - White Acrylic	BH0 - 10.25"	BT - Black Textured	CG12M1	SR3	FN2				
	55 - 55 Watts		30 - 3000K	CP - Clear Polycarbonate	BH1 - 10"	DB - Dark Bronze	CG13M1		FN3				
		40 - 4000K	BH2 - 6.75"		GN - Green	CG18		FN4 ²					
		50 - 5000K	BH3 - 8"	Premium Finishes		CG21							
			BH4 - 6.75"	WH - White Gloss	CG22M1								
			BH5 - 11.25"	CF - Custom Finish	CG23M1								
					BH8 - 12"		CG28						
					BH9 - 11.5"								
					BH12 - 12"								
					BH13 - 13.4"								

1. Cage and Fitter welded together requiring both to be selected
 2. FN1 and FN4 are Acrylic and only available in black

Fitters **Solid Roof**

Finials **House Side Shield** **Distribution** **Controls Ready**


32-00123 - House Side Shield

32-00114 - Type IV

 7P - Seven-Pin Twist Lock
 Photocell Receptacle
 32-00123 - House Side Shield

 7P - Seven-Pin Twist Lock
 Photocell Receptacle
 32-00114 - Type IV

SAMPLE CONFIGURATIONS



BH1/CA/CG11/FN1



BH1/CA/CG12M1/FN1



BH1/CA/CG13M1/FN1



BH1/CA/CG18/FN1



BH1/CA/CG11/SR1/FN1



BH1/CA/CG12M1/SR1/FN1



BH1/CA/CG13M1/SR1/FN1



BH1/CA/CG18/SR1/FN1



BH1/CA/CG11/SR3/FN1



BH1/CA/CG12M1/SR3/FN1



BH1/CA/CG13M1/SR3/FN1



BH1/CA/CG18/SR3/FN1

SAMPLE CONFIGURATIONS



BH1/CA/CG21/FN1



BH1/CA/CG22M1/FN1



BH1/CA/CG23M1/FN1



BH1/CA/CG28/FN1



BH1/CA/CG21/SR1/FN1



BH1/CA/CG22M1/SR1/FN1



BH1/CA/CG23M1/SR1/FN1



BH1/CA/CG28/SR1/FN1



BH1/CA/CG21/SR3/FN1



BH1/CA/CG22M1/SR3/FN1



BH1/CA/CG23M1/SR3/FN1




BH1/CA/CG28/SR3/FN1

OPTIONAL BASE AND POLE ORDERING INFORMATION

POLE OPTIONS	DECORATIVE BASE OPTIONS
X - None	X - None
H-RSA - Round Straight Aluminum	Arlen-13
H-RTA - Round Tapered Aluminum	Arlen-17
H-RFA - Round Fluted Aluminum	York-17
	Homewood
For additional Options click here: Pole Options	For additional Options click here: Decorative Base Options

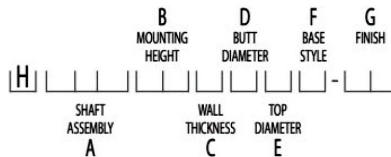
Decorative Bases Ordering Information

Over 58 Base options available. The most popular listed below. [To view all options, download Base guide here.](#)



Pole Ordering Information

Pole Ordering Example: H-RTA30D8B4-01
Rounded Tapered Aluminum, 30' Mounting Height, .188" Wall Thickness, 8" Butt Diameter, 4.5" Top Diameter, 4-Bolt Base, Satin Aluminum Finish



A General Assembly

H-RSA - Round Straight Aluminum
H-RTA - Round Tapered Aluminum
H-RFA - Round Fluted Aluminum

B Mounting Heights

08 - 8" 14 - 14" 20 - 20"
10 - 10" 16 - 16" 25 - 25"
12 - 12" 18 - 18" 30 - 30"

C Wall Thickness

B - 0.125" F - 0.250"
C - 0.156" G - 0.312"
D - 0.188" H - 0.375"
E - 0.219"

D Butt Diameter

1 - 10" 5 - 5" 7 - 7"
2 - 12" 6 - 6" 8 - 8"
4 - 4" J - 6.625 9 - 9"

E Top Diameter

A - 3"
B - 4.5"
C - 6"

F Base Style

3 - 3-Bolt Anchor Base
4 - 4-Bolt Anchor Base
V - Bee Hive Base
H - Hinged Anchor Base
E - Direct Buried (Embed)
F - Breakaway Transformer Base

G Finish

01 - Satin Aluminum (RTA and RSA)
02 - Satin Aluminum (SSA)
BA - Black Powder Coat
BH - White Powder Coat
BM - Dark Bronze Powder Coat
BV - Dark Green Powder Coat
GC - Gray Powder Coat
.. - Specify Finish

For additional Options, download [Pole Guide Here](#)