



Catalog Number:	
Project:	
Comments:	
Prepared By:	Date:

Description

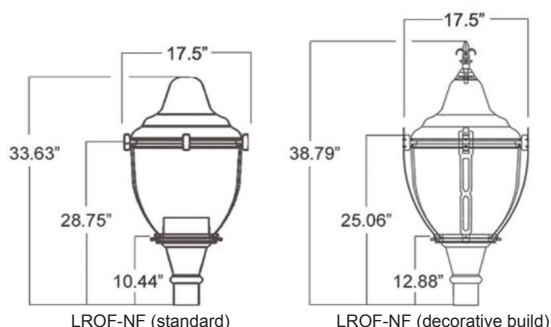
At Lumecon, we strive to provide you with the best quality American Made plastic enclosures available on the market. The LROF-NF post-top fixture utilizes our patented thermal integrated trim ring for maximum heat dissipation and superior lumen uniformity to illuminate your next downtown, park, or commercial development project.

Performance Data

Model	Watts	Equiv	Delivered Lumens	Efficacy
LROF-NF-1 (Type III)	27W	175W HID	2,370 Lm	87 LPW
LROF-NF-2 (Type V)	54W	175W HID	4,692 Lm	86 LPW
LROF-NF-3 (Type III)	58W	250W HID	4,574 Lm	79 LPW
LROF-NF-4 (Type V)	85W	250W HID	6,809 Lm	81 LPW
LROF-NF-5 (Type III)	88W	250W HID	6,240 Lm	71 LPW
LROF-NF-6 (Type V)	114W	250W HID	8,426 Lm	74 LPW

Dimensions & Weights

Model	Ring Diameter	Globe Height	Weight
LROF-NF	17.5"	33.63"	22 lbs.



Technical Specifications

INPUT VOLTAGE: 120-277V or 347-480V

LIGHT DISTRIBUTION: LEDs are mounted to the inside of the fixture trim ring, which serves as a heat sink to ensure optimal heat dissipation. This type of mounting allows for both Type 5 (standard) and Type 3 light distribution patterns to be offered.

GLOBE MATERIALS: Acrylic - Our two-piece acrylic lens post-top features precise prisms achievable only through injection molding. The prisms provide pleasing daytime 'prismatic sparkle' and provide excellent uniformity, light distribution, and efficiency for nighttime performance. The globe carries a 20-year warranty which includes resistance to yellowing, as we define as having a yellowness index of less than 7. There are also two options for limiting the uplight emitted from the fixture. The perforated light lid is a polished reflector above the LEDs, limiting uplight to approximately 30% in the upper globe. The cutoff light lid is a solid polished reflector that eliminates light to the upper globe.

FITTER: Slip fits over 2 7/8" and 3" OD tenons on most decorative poles. Uses A356 aluminum comprises 92.05% Aluminum, 7% Silicon, 0.35% Magnesium, 0.20% Iron, 0.20% Copper, 0.10% Manganese, and 0.10% Zinc. It is lightweight and highly corrosion-resistant, like stainless steel. Heat treated to improve strength—low impurities cause high strength and ductility.

FINISH: Cast aluminum housing with textured or 60% gloss polyester powder coat finishes for maximum durability. The base aluminum material is prepared using an environmentally friendly non-chrome 2-step surface cleaning and passivation process. The process results in a more durable conversion layer than traditional chromate conversion coatings and allows maximum powder coating adhesion to the aluminum fitter.

EFFECTIVE PROJECTED AREA (EPA): 1.4 ft²

LUMECON ETD™ SYSTEM: The enhanced thermal dissipation system engines are thermally bonded to provide maximum thermal dissipation to the fixture's exterior to ensure long life. To protect the light engine panel from moisture and corrosion, the LED light engine panel is uniformly coated with a UV-stabilized acrylic polymer resin that meets MIL and ASTM dielectric standards, UL, and IPC standards for flammability, moisture resistance, and thermal shock.

COLOR TEMPERATURE: 2200K, 2700K, 3000K, 4000K, and 5000K.

LED LIFETIME: All LEDs are rated for a minimum of 100,000 hours of continuous operation at ambient temperatures from -40°F/-40°C to 115°F/46°C.

COLOR RENDERING INDEX (CRI): Minimum of 80 or higher.

DIMMING: 0-10V standard dimming capability.

SURGE PROTECTION: Thermally protected 20kA/ 40kV varistor type surge suppressor is included and meets ANSI C136.2- 2015: Extreme Level. It also meets IEC61643-11 Class II / EN61643-11 Type 2 and US Dept of Energy MSSLC Model Spec for surge protection. The device is wired in series with the luminaire input power to interrupt power to the luminaire when consumed, protecting the LED power supply and circuit boards from additional electrical surges.

MANUFACTURING ORIGIN: US Manufactured and Assembled

BUY AMERICAN ACT: The product is assembled in the USA and meets the Buy America(n) government procurement requirements under FAR, DFARS, and DOT regulations.

WARRANTY: 10 Year L70 performance-based warranty. For full warranty terms, please visit our website: www.lumecon.com.

CERTIFICATION DATA: ETL Listed to UL 1598, UL 8750, and CSA 22.2 No. 250 for Wet Locations. *Full compliance and test documentation is available for TM-21, LM-79, LM-80, ETL Listing to UL1598 and UL 8750



Intertek

Email: sales@lumecon.com Website: www.lumecon.com Phone: 248-477-5009

Copyright © 2023 Lumecon LLC. All Rights Reserved.

Note: Specifications and photometric data are subject to change at any time without notice.

Please see www.lumecon.com for current specifications and documentation.

Ordering Information

LROF-NF Options / Ordering Example: LROF-NF-1-1-NW-A-CL-8-N-X-X-B-X

Model Number	Wattage / Distribution Type	Voltage	Color Temperature	Globe Material	Top Globe Guard	Globe Neck Size
LROF-NF - Finless Heat Sink	1 - 27W / Type III	1 - 120v-277v	22 - 2200K	A - Acrylic	CL - Clear	8 - 8" Neck
	2 - 54W / Type V	2 - 347v-480v	WW - 2700K		B - Black*	9 - 9" Neck
	3 - 58W / Type III		OW - 3000K		CC - Custom Color**	
	4 - 85W / Type V		NW - 4000K			
	5 - 88W / Type III		CW - 5000K			<i>*Includes cutoff LiteLid</i>
	6 - 115W / Type V					<i>**Will need RAL number</i>

Decorative Struts	Fitter / Base	Finial	Paint Color	Photocell
X - None	X - None	X - None	B - Black	X - None
DS - Decorative Struts*	1 - 8" Fitter for 3" OD Pole	S - Spike	CC - Custom Color*	PC1 - 120v-277v Button Eye Style ¹
	3 - 9" Fitter for 3" OD Pole	L - Fleur-De-Lis		PC3 - 347v Button Eye Style ¹
<i>*Requires a fitter/base</i>	4 - 8" Fitter for 3" OD Pole (8 1/2" Tall)		<i>*Will need RAL number</i>	PC4 - 480v Button Eye Style ¹
				7P - NEMA Receptacle

Shield	Uplight
X - None	X - None
H - House Shield	P - Perforated
	C - Cutoff*
	<i>*Included on custom color top globe color orders</i>

Notes:
1. Requires a Fitter / Base

Options & Accessories Images



Fitter / Base 1
Part Number 27 - 00101
8" Neck with 3" OD Pole
12 3/4" Tall

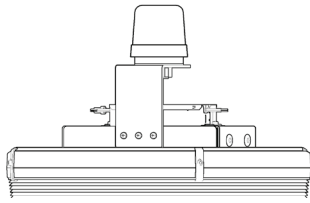


Fitter / Base 3
Part Number 27-00111
9" Neck with 3" OD Pole
14 1/4" Tall



Fitter / Base 4
Part Number 27-00137
8" Neck with 3" OD Pole
8 1/2" Tall

Options & Accessories Images



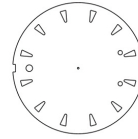
Internal 7-Pin Receptacle
(lindy globe / internal mounting)



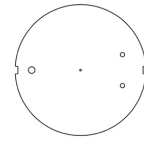
Spike Finial



Fleur-De-Lis



Perforated Litelid

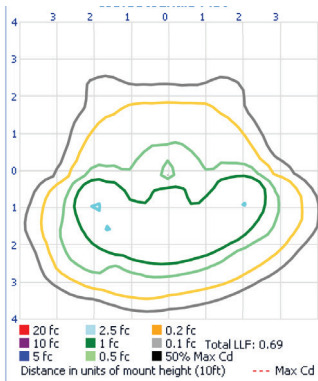


Cutoff Reflective Litelid:
A thin, MIRO(r) reflective-full cut off lite lid that is strong, ultra-lightweight and dark sky compliant.

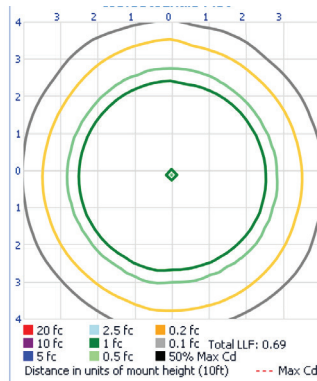
Photometric Data

For .ies files of this product, please visit the downloads tabs on the LROF-NF product page

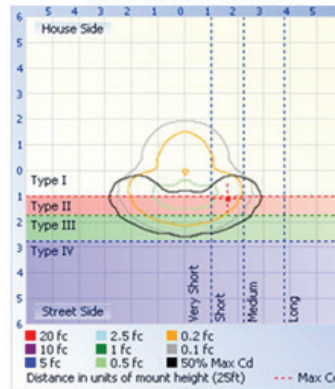
LROF-NF - 1 Distribution



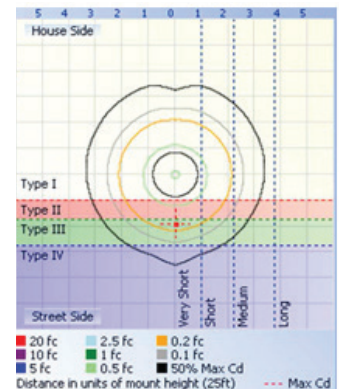
LROF-NF - 2 Distribution




LROF-NF - 3 Distribution




LROF-NF - 4 Distribution



LROF-NF - 5 Distribution



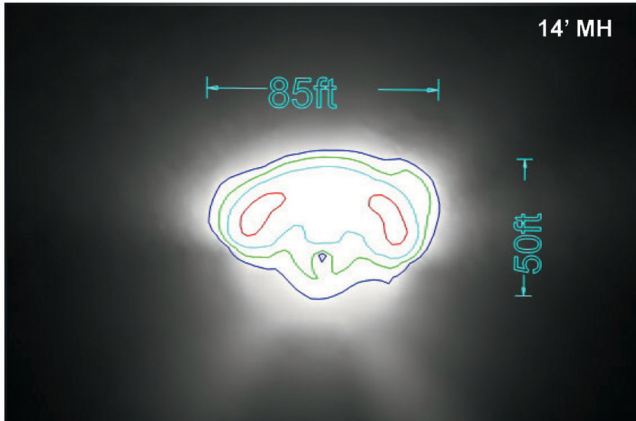
LROF-NF - 6 Distribution




Photometric Illustration

For .ies files of this product, please visit the downloads tabs on the LROF-NF product page

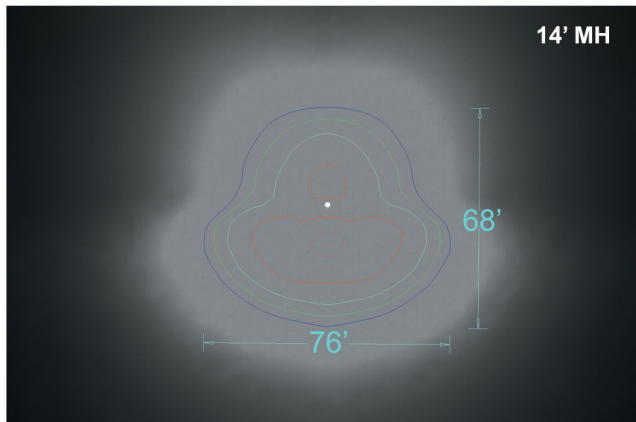
LROF-NF - 1




LROF-NF - 2




LROF-NF - 3




LROF-NF - 4



LROF-NF - 5



LROF-NF - 6



Performance Data

Electrical Load Data

Fixture Model	Drive Current (mA)	System Watts (W)	AC Current Load (A)			
			120V	208V	240V	277V
LROF-NF-1	700	32	0.30	0.17	0.15	0.13
LROF-NF-2	775	57	0.53	0.30	0.26	0.23
LROF-NF-3	1250	57	0.53	0.30	0.26	0.23
LROF-NF-4	1100	84	0.78	0.45	0.39	0.34
LROF-NF-5	1900	84	0.78	0.45	0.39	0.34
LROF-NF-6	1550	111	0.59	0.59	0.51	0.45

Performance Data continued

Lumen Maintenance

Data in the table below references projected performance in a 25°C ambient and is based on 10,000 hours of LED testing. Performance data has been tested per IESNA LM-80-08 and projected per IESNA TM-21-11.

Use the lumen maintenance factor that corresponds to the desired number of operating hours below to calculate LLF.

Fixture Model	Lumen Maintenance Factors @ 25°C, by hours:				
	0	25,000	50,000	70,000	
LROF-NF-1	1.0	0.98	0.96	0.95	0.93
LROF-NF-2	1.0	0.96	0.92	0.90	0.86
LROF-NF-3	1.0	0.96	0.93	0.90	0.86
LROF-NF-4	1.0	0.95	0.91	0.88	0.84
LROF-NF-5	1.0	0.96	0.93	0.90	0.86
LROF-NF-6	1.0	0.95	0.91	0.88	0.84