

PROJECT NAME: _____

CATALOG #: _____

NOTES: _____

DATE: _____

BLS-CHB Circular High Bay

The BLS-CHB is a compact, round, budget-friendly high bay that combines great performance with premium aesthetics. The stylish exterior design is very adaptable and can be seamlessly integrated into various environments without being obtrusive. The unique structural design provides maximum durability and reliability, while supporting hook, pendant, and surface three installation methods, replacing MH up to 1000W. Each model supports color temperature adjustment, and 4 positions wattage regulation, reducing product stocking budgets.



SPECIFICATIONS FEATURES

Construction:

- Casting thermally conducts LED heat to optimize performance and long life.
- With corrosion-resistant powder coating that provides protection and architectural appearance while adapting well to the environment.

Optics:

- Light engines are available in color tunable version, the CCT can be changed to three CCTs (3000K, 4000K, 5000K) or two CCTs (4000K, 5000K).
- Scalable Lumen Packages from 6,000 to 40,000 Lumens.
- Anti-UV prismatic translucent lens is designed to shape the light uniformity and controls the glare light.

Electrical:

- Universal 120-277V or 120-347V or 347-480V input voltage.
- 0-10V dimming standard for a dimming range of 100% to 10%.
- PF >90%, THD <20%, 6KV surge protection.
- Operating temperature is -40°C (-40°F) to 50°C (122°F) or -40°C (-40°F) to 45°C (113°F). *Note: Operating with emergency battery temperature range: 5°C to 50°C (+41°F - + 122°F).*

Lifespan:

- Estimated 50,000-hour LED lifespan based on IES LM-80 results and TM-21 calculations

Controls:

- Optional Occupancy sensor or Microwave sensor or daylight sensor.
- Optional Bluetooth sensor or Bluetooth controller.
- Silvair Luminaire Level Lighting Control (LLLC) optional.
- Sharkward Luminaire Level Lighting Control (LLLC) optional.
- Also compatible with 3rd party smart network control system.
- Optional for Emergency Battery Backup.


Warranty:

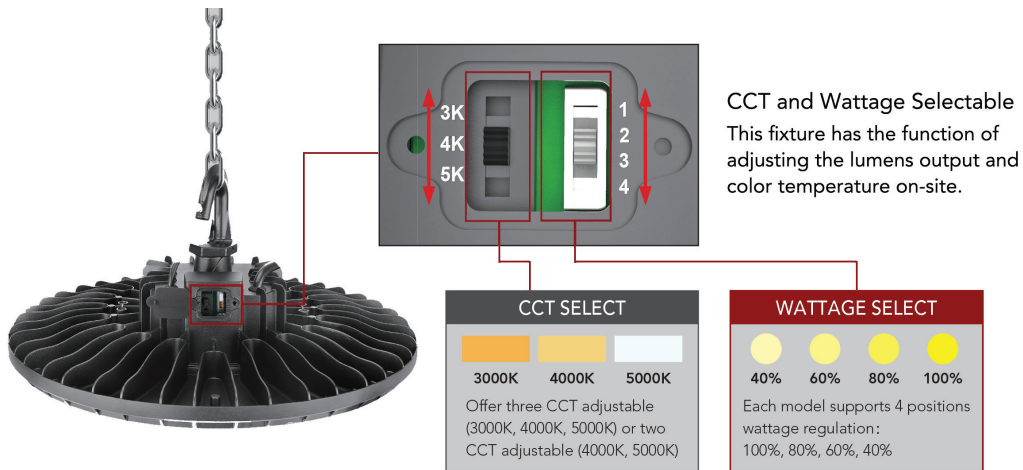
- Five-year limited warranty

Certification:

- UL cUL wet location listed
- DesignLights Consortium® (DLC) Qualified Product: Unless noted, not all versions of this product may be DLC® qualified. For a complete list of Lumecon DLC® Qualified Products visit: www.designlights.org.

NOTE- Actual performance may differ as a result of end-user environment and application. All values are design or typical values, measured under laboratory conditions at 25°C(±5°C) specifications subject to change without notice.





PERFORMANCE DATA

100W								
SETTING	SYSTEM WATTS	CRI	3000K		4000K		5000K	
			LUMENS	LPW	LUMENS	LPW	LUMENS	LPW
100%	100W	70	14000lm	140 lm/W	16000lm	160 lm/W	14500lm	145 lm/W
80%	80W	70	11600lm	145 lm/W	13000lm	163 lm/W	12000lm	150 lm/W
60%	60W	70	9000lm	150 lm/W	10000lm	167 lm/W	9400lm	157 lm/W
40%	40W	70	6200lm	155 lm/W	7000lm	175 lm/W	6500lm	163 lm/W

150W								
SETTING	SYSTEM WATTS	CRI	3000K		4000K		5000K	
			LUMENS	LPW	LUMENS	LPW	LUMENS	LPW
100%	150W	70	22000lm	147 lm/W	24000lm	160 lm/W	22500lm	150 lm/W
80%	120W	70	18000lm	150 lm/W	20000lm	167 lm/W	19000lm	158 lm/W
60%	90W	70	14000lm	156lm/W	15500lm	172 lm/W	14600lm	162 lm/W
40%	60W	70	9800lm	163 lm/W	10800lm	180 lm/W	10000lm	167 lm/W

210W								
SETTING	SYSTEM WATTS	CRI	3000K		4000K		5000K	
			LUMENS	LPW	LUMENS	LPW	LUMENS	LPW
100%	210W	70	30200lm	144 lm/W	32000lm	152 lm/W	30500lm	145 lm/W
80%	168W	70	24500lm	146 lm/W	26500lm	158 lm/W	25000lm	149 lm/W
60%	126W	70	19000lm	151 lm/W	21000lm	167 lm/W	20000lm	159 lm/W
40%	84W	70	13500lm	161 lm/W	14500lm	173 lm/W	14000lm	167 lm/W






230W								
SETTING	SYSTEM WATTS	CRI	3000K		4000K		5000K	
			LUMENS	LPW	LUMENS	LPW	LUMENS	LPW
100%	230W	70	34000lm	148 lm/W	36000lm	157 lm/W	35000lm	152 lm/W
80%	184W	70	28000lm	152lm/W	30000lm	163 lm/W	29000lm	158 lm/W
60%	138W	70	22000lm	159 lm/W	24000lm	174 lm/W	23000lm	167 lm/W
40%	92W	70	15500lm	168 lm/W	16500lm	179 lm/W	16000lm	174 lm/W

ORDERING GUIDE

SAMPLE: BLS-CHB-100-27V-DDK-B-M-B-AD

MODEL	WATTAGE	VOLTAGE	CCT	FINISH	SENSOR	EMERGENCY BATTERY	CCT AND POWER ADJUSTABLE	INTERNAL CODE
BLS-CHB	100 100W	27V 120-277V	DDK Adjustable color temperature	B Black	M with Sensor	B with Emergency Battery	AD with Adjustment Dial	Blank
	150 150W	34V 120-347V			MS with Silvair Sensor	Blank without Emergency Battery	Blank without Adjustment Dial	Alphanumeric
	210 210W	48V 347-480V			Blank without Sensor			2 with 2 CCTs Dial
	230 230W							3 with 3 CCTs Dial

ACCESSORIES

				
Emergency Battery 25W 3500lm 90min, suit for 210W, 230W. 16W 2000lm 90min, suit for 100W, 150W	Plug-and-Play PIR Sensor PIR sensor: MSANT12VPH01 Bluetooth PIR sensor: MSANT12VPHS01 With Silvair	U-Bracket Use for surface mount	Aluminum Reflector	PC Reflector

MOUNTING OPTIONS

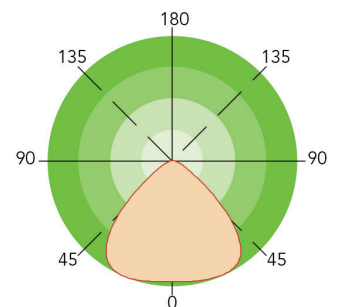


Hook Mount

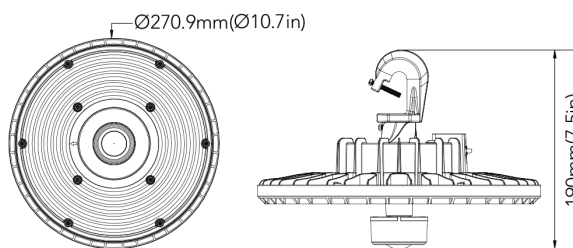
Conduit Pendant Mount

U-Bracket Mount

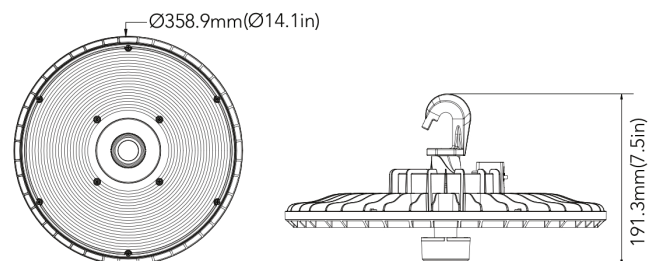
PHOTOMETRICS



DIMENSIONS



100W/150W



210W/230W

ELECTRICAL DATA

NUMBER OF DRIVERS	DRIVER CURRENT (mA)	NOMINAL POWER (W)	INPUT VOLTAGE (V)	CURRENT (Amps)
1	800	100	120	0.83
		100	208	0.48
		100	240	0.42
		100	277	0.36
		100	347	0.29
		105	347	0.30
		105	480	0.22
1	1150	150	120	1.25
		150	208	0.72
		150	240	0.63
		150	277	0.54
		150	347	0.43
		155	347	0.45
		155	480	0.32
1	1700	210	120	1.75
		210	208	1.01
		210	240	0.88
		210	277	0.76
		210	347	0.61
		215	347	0.62
		215	480	0.45
1	1750	230	120	1.92
		230	208	1.11
		230	240	0.96
		230	277	0.83
		230	347	0.66
		235	347	0.68
		235	480	0.49