



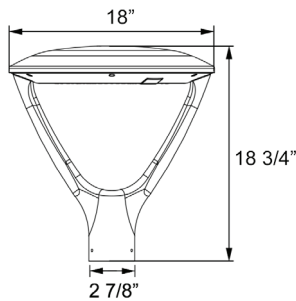
LM-SEL1 Single Arm Arch Post -Top shown with SoftLED LumaLens



LM-SEL2 Double Arm Arch Post -Top shown with clear polycarbonate optics

## DESCRIPTION

The LM-SEL post-top fixture is designed for both form and function. The aesthetically pleasing design allows for superior area lighting as well as meeting Dark Skies full cutoff requirements. Available in multiple wattage and distribution versions, this fixture is able to replace existing 100W-400W HID's one-for-one. Each model delivers superior lumen output to illuminate your next downtown, campus, multi-family lighting project.



Model	Width	Height	Depth	Weight
LM-SEL	18"	18 3/4"	18"	29 lbs.

## TECHNICAL SPECIFICATIONS

**LIGHT DISTRIBUTION:** LEDs are mounted to the housing with an Integral Heat Sink to ensure optimal heat dissipation. This type of mounting allows for Type 5, Type4, Type 3 and Type 2 light distribution patterns while maintaining a full cutoff rating.

**HOUSING:** Die cast and Sand Cast Aluminum Housing with powder coat finish over a chromate conversion coating. Housing features an integrated heat sink and driver compartment built into the fixture design. Optional photocell and/or wireless control accessory available.

**LENS:** Clear Polycarbonate Vandal-Resistant Array with Integral Optics or SoftLED LumaLens Opal UV-Stabilized Polycarbonate Vandal-Resistant Lens. Gasketed to Seal LED Array.

**MOUNTING:** Two Mounting methods are available; a single strut or a dual strut. Both fit over a 2 7/8" x 3" tenon.

**INPUT VOLTAGE:** 120-277V or 347-480V.

**EFFECTIVE PROJECTED AREA (EPA):** 1.00ft<sup>2</sup>

**COLOR TEMPERATURE:** 3000K, 4000K, 5000K.

**LED LIFETIME:** All LED's are rated for a minimum of 100,000 hours of continuous operation at ambient temperatures from -40°F/-40°C to 95°F/35°C.

**COLOR RENDERING INDEX (CRI):** Minimum of 70 or higher. CRI 80+ or 90+ available upon request.

**DIMMING:** 0-10V standard dimming capability drivers with optional Microwave Occupancy Sensor, Twist-Lock Photo-Cell or 7-Pin Receptacle for wireless controls available.

**SURGE PROTECTION:** Thermally protected 20kA/ 40kV varistor type surge suppressor is included and meets ANSI C136.2-2015: Extreme Level. Also meets IEC61643-11 Class II / EN61643-11 Type 2, and US Dept of Energy MSSLC Model Spec for surge protection. The device is wired in series with the luminaire input power in order to interrupt power to the luminaire when consumed, protecting the LED power supply and circuit boards from additional electrical surges.

**BATTERY BACK-UP (OPTIONAL):** When triggered into emergency mode, the BBU operates the LEDs for a code-compliant 90 minutes. When AC power is restored, the driver automatically returns to charging mode. The BBU is a UL recognized component and meets all applicable safety standards.

**BUY AMERICAN ACT:** The product is assembled in the USA and meets the Buy America(n) government procurement requirements under FAR, DFARS, and DOT regulations.

**BABA COMPLIANT:** Meets Build America, Buy America Act Included in the Infrastructure Investment and Jobs Act, Public Law Number 117-58, Title IX, Subtitle A, Part I – Buy America Sourcing Requirements, Sections 70911-70917 stating Manufactured in the U.S. The cost of components mined, produced, or manufactured in the U.S. is greater than 55 percent of the total cost of all manufactured product components.

**LISTING & RATINGS:** ETL: Listed for Wet Locations, ANSI/UL 1598, 8750; IP66 Sealed LED Compartment.

**WARRANTY:** 10 Year L70 performance based warranty. For full warranty terms, please visit our website: [www.lumecon.com](http://www.lumecon.com)



**PERFORMANCE DATA**

Optic	Color Temp	40W	75W	115W	160W
LM-SEL1 Type I	3000K	4,891	7,979	12,276	17,187
	4000K	5,100	8,302	12,774	17,883
	5000K	5,288	8,626	13,272	18,580
	BUG	B2-U0-G1	B3-U0-G2	B3-U0-G3	B4-U0-G3
LM-SEL1 Type II	3000K	4,912	8,629	13,275	18,585
	4000K	5,111	8,979	13,814	19,339
	5000K	5,310	9,328	14,352	20,092
	BUG	B1-U0-G1	B2-U0-G2	B2-U0-G2	B3-U0-G3
LM-SEL1 Type III	3000K	4,932	8,663	13,329	18,660
	4000K	5,132	9,015	13,869	19,417
	5000K	5,331	9,366	14,352	20,173
	BUG	B2-U0-G2	B2-U0-G2	B3-U0-G3	B3-U0-G3
LM-SEL1 Type IV	3000K	4,500	7,905	12,126	17,026
	4000K	4,682	8,226	12,656	17,717
	5000K	4,865	8,546	13,148	18,407
	BUG	B1-U0-G2	B2-U0-G3	B2-U0-G3	B3-U0-G4
LM-SEL1 Type V	3000K	4,935	8,669	13,337	18,672
	4000K	5,135	9,021	13,878	19,430
	5000K	5,334	9,372	14,419	20,186
	BUG	B3-U0-G1	B3-U0-G2	B4-U0-G2	B4-U0-G2

Optic	Color Temp	40W	75W	115W	160W
LM-SEL2 Type I	3000K	4,520	7,375	11,345	15,882
	4000K	4,704	7,673	11,804	16,526
	5000K	4,887	7,972	12,264	17,170
	BUG	B2-U0-G1	B3-U0-G2	B3-U0-G3	B4-U0-G3
LM-SEL2 Type II	3000K	4,539	7,974	12,268	17,174
	4000K	4,723	8,298	12,766	17,871
	5000K	4,907	8,620	13,262	18,567
	BUG	B1-U0-G1	B2-U0-G1	B2-U0-G2	B3-U0-G3
LM-SEL2 Type III	3000K	4,557	8,006	12,317	17,243
	4000K	4,742	8,331	12,817	17,943
	5000K	4,927	8,655	13,315	18,641
	BUG	B2-U0-G2	B2-U0-G2	B3-U0-G3	B3-U0-G3
LM-SEL2 Type IV	3000K	4,340	7,624	11,418	15,753
	4000K	4,516	7,933	11,881	16,392
	5000K	4,692	8,242	12,343	17,030
	BUG	B1-U0-G2	B2-U0-G3	B2-U0-G3	B3-U0-G4
LM-SEL2 Type V	3000K	4,560	8,011	12,325	17,255
	4000K	4,745	8,336	12,826	17,955
	5000K	4,930	8,661	13,324	18,653
	BUG	B3-U0-G1	B3-U0-G2	B4-U0-G2	B4-U0-G2

**ORDERING INFORMATION**

Lumecon Midtown Post-Top Series  
Example Part Number: LM-SEL1-40-T2-1-40-C-BK

**REQUIRED**

MODEL	WATTAGE	DISTRIBUTION	VOLTAGE	CCT	LENS	COLOR
LM-SEL1 - Single Arm	40 - 40 Watts	T1 - Type I	1 - 120-277V	30 - 3000K	C - Clear Polycarbonate Lens w/ optics	BK - Black Gloss
LM-SEL2 - Double Arm	75 - 75 Watts	T2 - Type II	2 - 347-480V	40 - 4000K	L - SoftLED LumaLens, Opal UV-Stabilized, Polycarbonate Lens*	CC - Custom Color
	115 - 115 Watts	T3 - Type III		50 - 5000K		<i>Must specify RAL number</i>
	160 - 160 Watts	T4 - Type IV				
		T5 - Type V				

\*Type V Models Only

**OPTIONAL**

- MS - Microwave Occupancy Sensor with Dimming for Mounting Heights of 8' to 40'; (120-277V Only)
- R3 - 3-Pin Twist Lock Photocell Receptacle
- R5 - 5-Pin Twist Lock Photocell Receptacle
- R7 - 7-Pin ANSI C136.41—2013 Twist Lock Photocell Receptacle
- BB - Battery Back Up (Cold Rated, 120-277V Only)
- TA - Tenon Adapter (Converts a 2 1/4" x 4" Pole Tenon to a 2 1/4" x 3" Tenon. Die-Cast with Powder coat finish)
- TAB - Tenon Adapter (Black) Standard
- TAC - Tenon Adapter (Custom Color) Special Order




TA - Tenon Adapter

## OPTIONAL BASE AND POLE ORDERING INFORMATION

POLE OPTIONS	DECORATIVE BASE OPTIONS
X - None	X - None
H-RSA - Round Straight Aluminum	Arlen-13
H-RTA - Round Tapered Aluminum	Arlen-17
H-RFA - Round Fluted Aluminum	York-17
	Homewood
For additional Options click here: <a href="#">Pole Options</a>	For additional Options click here: <a href="#">Decorative Base Options</a>

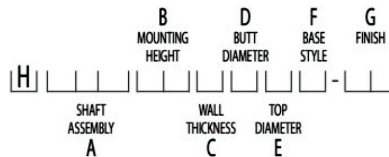
### Decorative Bases Ordering Information

Over 58 Base options available. The most popular listed below. To view all options, download [Base guide here.](#)



### Pole Ordering Information

**Pole Ordering Example: H-RTA30D8B4-01**  
Rounded Tapered Aluminum, 30' Mounting Height,  
.188" Wall Thickness, 8" Butt Diameter, 4.5" Top Diameter,  
4-Bolt Base, Satin Aluminum Finish



#### A General Assembly

H-RSA - Round Straight Aluminum  
H-RTA - Round Tapered Aluminum  
H-RFA - Round Fluted Aluminum

#### B Mounting Heights

08 - 8"    14 - 14"    20 - 20"  
10 - 10"    16 - 16"    25 - 25"  
12 - 12"    18 - 18"    30 - 30"

#### C Wall Thickness

B - 0.125"    F - 0.250"  
C - 0.156"    G - 0.312"  
D - 0.188"    H - 0.375"  
E - 0.219"

#### D Butt Diameter

1 - 10"    5 - 5"    7 - 7"  
2 - 12"    6 - 6"    8 - 8"  
4 - 4"    J - 6.625    9 - 9"

#### E Top Diameter

A - 3"  
B - 4.5"  
C - 6"

#### F Base Style

3 - 3-Bolt Anchor Base  
4 - 4-Bolt Anchor Base  
V - Bee Hive Base  
H - Hinged Anchor Base  
E - Direct Buried (Embed)  
F - Breakaway Transformer Base

#### G Finish

01 - Satin Aluminum (RTA and RSA)  
02 - Satin Aluminum (SSA)  
BA - Black Powder Coat  
BH - White Powder Coat  
BM - Dark Bronze Powder Coat  
BV - Dark Green Powder Coat  
GC - Gray Powder Coat  
.. - Specify Finish

For additional Options, download [Pole Guide Here](#)