



LMB-SPD-R

LMB-SPD-S

Catalog Number:	
Project:	
Comments:	
Prepared By:	Date:

Technical Specifications

Input Voltage: 120-277V

Housing: Extruded aluminum housing with a powder coat finish over a chromate conversion coating. Housing features a flush mounting base, vandal-resistant screws and a top.

Lens: Clear UV-stabilized polycarbonate vandal-resistant lens.

Mounting: 8" anchor bolts and mounting kit provided standard.

Effective Projected Area (EPA): 1.07 ft²

Color Temperature: 3000K, 4000K (standard), 5000K.

LED Lifetime: All LED's are rated for a minimum of 100,000 hours of continuous operation at ambient temperatures from -40°F/-40°C to 95°F/35°C.

Color Rendering Index (CRI): Minimum of 80 or higher.

Dimming: 0-10V standard dimming capability.

Surge Protection: Thermally protected 10kV varistor type surge suppressor is included and meets ANSI Also meets IEEE C62.41.2 C High and UL1449 Recognized Component in the United States and Canada. The device is wired in series with the luminaire input power in order to interrupt power to the luminaire when consumed, protecting the LED power supply and circuit boards from additional electrical surges. Optional 20kV available.

Lumecon ETD™ System: The enhanced thermal dissipation system engines are thermally bonded to provide maximum thermal dissipation to the exterior of the fixture to ensure long life. To protect the light engine panel from moisture and corrosion, the LED light engine panel is uniformly coated with a UV stabilized acrylic polymer resin that meets MIL and ASTM dielectric standards, UL, and IPC standards for flammability, moisture resistance and thermal shock.

Certification Data: CSA Listed to UL 1598, UL 8750 and CSA 22.2 No. 250 for Wet Locations. *Full compliance and test documentation is available for TM-21, LM-79, LM-80, CSA Listing to UL1598 and UL 8750.

Buy American Act: The product is assembled in the USA and meets the Buy America(n) government procurement requirements under FAR, DFARS, and DOT regulations.

Warranty: 10 Year L70 performance based warranty. For full warranty terms, please visit our website: www.lumecon.com

Description

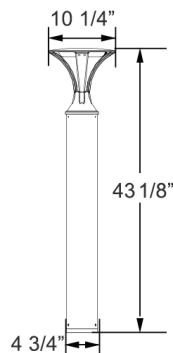
The LMB-SPD walkway bollard is designed to replace HID lighting systems up to 70W MH or HPS. Designs options available in clear glass refractor, cone reflector or internal louvers. These fixtures are ideal for retail centers, industrial parks, schools and universities, public transit and airports, office buildings and medical facilities.

Performance Data

Model	Watts	Equiv	Delivered Lumens	Efficacy
LMB-SPD	17W	70W HID	1,869 Lm	110 LPW

Dimensions & Weights

Model	Width	Height	Diameter	Weight
LMB-SPD	10 1/4"	43 1/8"	4 3/4"	13.5 lbs



Ordering Information

LMB-SPD – Ordering Example: LMB-SPD-R-Z-1-40-43-10kV

Type	Color	Voltage	Color Temperature	Height	Surge Protection
R - Round	Z - Bronze	1 - 120v-277v	30 - 3000K	43 - 43" Height (Standard)	10kV - 10kV (standard)
S - Square	BK - Black		40 - 4000K	36 - 36" Height	20kV - 20kV
	CC - Custom Color		50 - 5000K	30 - 30" Height	

Options & Accessories

GFI - GFCI Outlet, 15A, 120V

MS - Internal Microwave Occupancy Sensor (120-277V Only)

MST - Remote Programming Tool for MS

LUMEBASE - Bollard Retrofit Base Kit Adapts New Bollards to Most Existing Bolt Patterns.



GFI - GFCI Outlet



MS - Internal Microwave Occupancy Sensor



MST - Remote Programming Tool

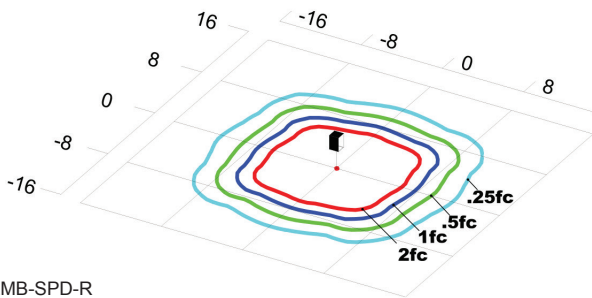


Lumebase

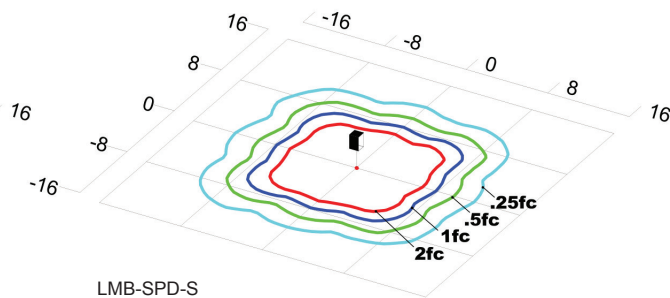


Anchor Bolt Assembly (included)

Photometric Data



LMB-SPD-R
Grid in feet, Mounting Height= 3.5ft



LMB-SPD-S
Grid in feet, Mounting Height= 3.5ft