



Shown with:  
BHU Fitter  
AC - Prismatic Injection Molded - Clear



Shown with:  
AC - Prismatic Injection Molded - Clear

## Technical Specifications

### GLOBE MATERIALS

**Acrylic:** Our two-piece acrylic lens post-top features precise prisms achievable only through injection molding. The prisms provide pleasing daytime "prismatic sparkle" and provide excellent uniformity, light distribution, and efficiency for nighttime performance. The globe carries a 20-year warranty which includes resistance to yellowing, as we define as having a yellowness index of less than 7.

**FITTER:** Slip fits over 2 7/8" and 3" OD tenons on most decorative poles. Requires nominal 3" diameter x 2 7/8" tall tenon. Uses A356 aluminum comprises 92.05% Aluminum, 7% Silicon, 0.35% Magnesium, 0.20% Iron, 0.20% Copper, 0.10% Manganese, and 0.10% Zinc. It is lightweight and highly corrosion-resistant, like stainless steel. Heat treated to improve strength—low impurities cause high strength and ductility.

**FINISH:** Cast aluminum fitter housing with textured or 60% gloss polyester powder coat finishes for maximum durability. The base aluminum material is prepared using an environmentally friendly non-chrome 2-step surface cleaning and passivation process. The process results in a more durable conversion layer than traditional chromate conversion coatings and allows maximum powder coating adhesion to the aluminum fitter.

### POWERED BY THE LUMECON L-RETRO-DG LIGHT ENGINE

**INPUT VOLTAGE:** 120-277V or 347-480V

**EFFECTIVE PROJECTED AREA (EPA):** 0.65 ft<sup>2</sup>

**LIGHT ENGINE:** Each LED light engine consists of a circuit board of 80 Midpower LEDs. The LED board is mounted to a 0.125 aluminum disk and heat sink for maximum heat dissipation from the LEDs.

**LUMECON ETD™ SYSTEM:** The enhanced thermal dissipation system engines are thermally bonded to provide maximum thermal dissipation to the fixture's exterior to ensure long life. To protect the light engine panel from moisture and corrosion, the LED light engine panel is uniformly coated with a UV-stabilized acrylic polymer resin that meets MIL and ASTM dielectric standards, UL, and IPC standards for flammability, moisture resistance, and thermal shock.



L-RETRO-DG  
Light Engine

**COLOR TEMPERATURE:** 2200K, 2700K, 3000K, 4000K, and 5000K.

**LED LIFETIME:** All LEDs are rated for a minimum of 100,000 hours of continuous operation at ambient temperatures from -40°F/-40°C to 115°F/46°C.

**COLOR RENDERING INDEX (CRI):** Minimum of 80 or higher.

**DIMMING:** 0-10V standard dimming capability.

**SURGE PROTECTION:** Thermally protected 20kA/ 40kV varistor type surge suppressor is included and meets ANSI C136.2- 2015: Extreme Level. It also meets IEC61643-11 Class II / EN61643-11 Type 2 and US Dept of Energy MSSLC Model Spec for surge protection. The device is wired in series with the luminaire input power to interrupt power to the luminaire when consumed, protecting the LED power supply and circuit boards from additional electrical surges.

**MANUFACTURING ORIGIN:** US Manufactured and Assembled.

**BUY AMERICAN ACT:** The product is assembled in the USA and meets the Buy America(n) government procurement requirements under FAR, DFARS, and DOT regulations.

**BABA COMPLIANT:** Meets Build America, Buy America Act Included in the Infrastructure Investment and Jobs Act, Public Law Number 117-58, Title IX, Subtitle A, Part I – Buy America Sourcing Requirements, Sections 70911-70917 stating Manufactured in the U.S. The cost of components mined, produced, or manufactured in the U.S. is greater than 55 percent of the total cost of all manufactured product components.

**WARRANTY:** 10 Year L70 performance-based warranty. For full warranty terms, please visit our website: [www.lumecon.com](http://www.lumecon.com).

**CERTIFICATION:** Built with ETL/UL-certified components.

**DESIGNLIGHTS CONSORTIUM® (DLC) QUALIFIED PRODUCT:** Unless noted, not all versions of this product may be DLC® qualified. For a complete list of Lumecon DLC® Qualified Products visit: [www.designlights.org](http://www.designlights.org).



L-RETRO-DG  
LIGHT ENGINE

Intertek

**PERFORMANCE DATA**

DISTRIBUTION	WATTAGE	2200K		2700K		3000K		4000K		5000K	
		LUMENS	EFFICACY	LUMENS	EFFICACY	LUMENS	EFFICACY	LUMENS	EFFICACY	LUMENS	EFFICACY
Type 5	35	3500	100	4480	128	4480	128	4585	131	4550	130
Type 5	45	4365	97	5580	124	5580	124	5895	131	5670	126
Type 5	55	5170	94	6655	121	6655	121	6765	123	6655	121

**ORDERING INFORMATION**

Lumecon Midtown Post-Top Series

Example Part Number: LM-CAN-35-1-22-AC-BH2-BK-3200123-PC-7P

REQUIRED							OPTIONAL				
MODEL	WATTAGE	VOLTAGE	CCT	GLOBE	FITTER <sup>1</sup>	FINISH	HOUSE SIDE SHIELD	PHOTOCELL	CONTROLS READY	DISTRIBUTION	DIMMING CONTROLS
LM-CAN	35 - 35 Watts	1 - 120v - 277v	22 - 2200K	AC - Prismatic Injection Molded - Clear	X - None	X - None	32-00123 - House Side Shield	PC - Button Eye	7P - 7 Pin Receptacle	32-00114 - Type IV	FAWS - Field Adjustable Wattage Selector
	45 - 45 Watts	2 - 347v - 480v	27 - 2700K		BH0	BK - Black Gloss					
	55 - 55 Watts		30 - 3000K		BH2	BT - Black Textured					
			40 - 4000K		BH8	DB - Dark Bronze					
			50 - 5000K		BH13	GN - Green					
				BHU	<b>Premium Finishes</b>						
						WH - White Gloss					
						CF - Custom Finish					

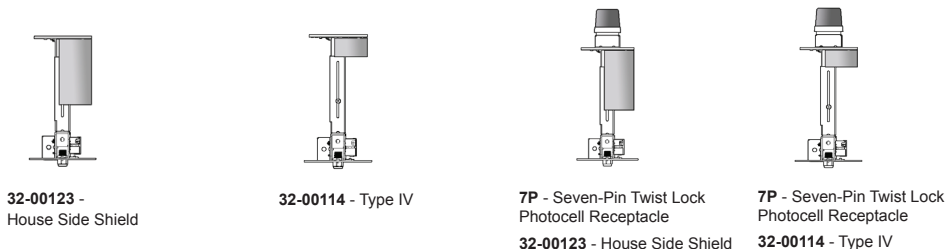
**Fitters**



For additional information, download [Fitter Guide here](#)

For additional information, download [Utility Fitter here](#)

**House Side Shield      Distribution      Controls Ready**



## OPTIONAL BASE AND POLE ORDERING INFORMATION



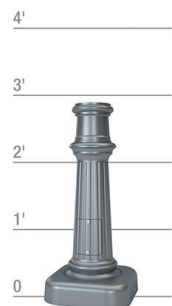

DECORATIVE BASE OPTIONS	POLE OPTIONS	MOUNTING HEIGHTS			FINISH
H-Arlen-17	Round Straight Aluminum	08 - 8'	14 - 14'	20 - 20'	01 - Satin Aluminum (RTA and RSA)
H-York-17	Round Tapered Aluminum	10 - 10'	16 - 16'	25 - 25'	02 - Satin Aluminum (SSA)
H-Homewood	Round Fluted Aluminum	12 - 12'	18 - 18'	30 - 30'	BA - Black Powder Coat
H-Morgan					BH - White Powder Coat
					BM - Dark Bronze Powder Coat
					BV - Dark Green Powder Coat
					GC - Gray Powder Coat
					- - Specify Finish



**NEED MORE CHOICES?**  
For additional Globe options, download [Globe Catalog here](#)

## Decorative Bases Ordering Information

Over 58 Base options available. The most popular listed below. To view all options, download [Base Guide here](#)


 <p><b>H-Arlen 17</b> Base Diameter: 17" 4" - 5" - 6" Butt Diameter</p>	 <p><b>H-York 17</b> Base Diameter: 17" 4" - 5" - 6" Butt Diameter</p>	 <p><b>H-Homewood</b> Base Diameter: 11.125" 4" Butt Diameter</p>	 <p><b>H-Morgan</b> Base Diameter: 13.5" 4" Butt Diameter</p>
---	--	---	---

**For detailed design, quote, and specific cut sheet information, contact Lumecon at [Sales@Lumecon.com](mailto:Sales@Lumecon.com)**

## Accessories Ordering Information

For additional information on Accessories and Options, download [Pole Guide here](#)

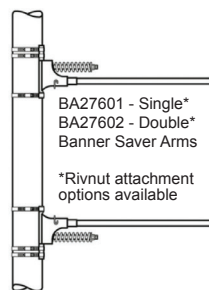
### Cast Banner Arms



BA27301 - Single  
 BA27302 - Double  
 Cast Band Mount Banner Arms

BA27401 - Single  
 BA27402 - Double  
 Cast Band Mount Banner Arms  
 Standard Top, Eye Hook Bottom

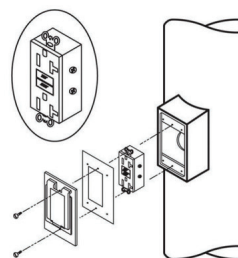
### Banner Saver Arms



BA27601 - Single\*  
 BA27602 - Double\*  
 Banner Saver Arms

\*Rivnut attachment options available

### GFI Receptacle Outlet Box



### Additional Accessories

- Flower Pot Holders
- FHWA Accepted Break Away Systems
- Additional Hand Holes
- Camera Mounts
- Decorative Arms
- Slip Filter Tenons
- Vibratoin Dampeners
- Sign Brackets