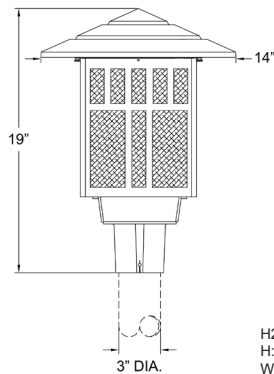




Shown with:
H28632RLED Style
Verde Finish
OA - Opal Acrylic Lens



H28632RLED Style
H: 19"
W: 14"
EPA: 0.94
Fitter: 3" Diameter

Technical Specifications

HOUSING: Slip fits over 2 7/8" and 3" OD tenons on most decorative poles. Cast aluminum housing uses A356 aluminum comprises 92.05% Aluminum, 7% Silicon, 0.35% Magnesium, 0.20% Iron, 0.20% Copper, 0.10% Manganese, and 0.10% Zinc. It is lightweight and highly corrosion-resistant, like stainless steel. Heat treated to improve strength—low impurities cause high strength and ductility.

FINISH: Cast aluminum fitter housing with textured or 60% gloss polyester powder coat finishes for maximum durability. The base aluminum material is prepared using an environmentally friendly non-chrome 2-step surface cleaning and passivation process. The process results in a more durable conversion layer than traditional chromate conversion coatings and allows maximum powder coating adhesion to the aluminum fitter.

INPUT VOLTAGE: 120-277V or 347-480V

EFFECTIVE PROJECTED AREA (EPA): 0.94ft²

CUSTOM OPTICS: Lumecon meticulously engineered premium acrylic optical lenses to maximize the distribution and uniformity of light while minimizing cost. Our arrays distribute light at least 21% further and with 29% more uniformity than leading competitors. Lumecon custom lenses create a uniform, well-lit environment that mitigates illuminance "hot spots" and uses less wattage than typical LED area lights.

LUMECON ETD™ SYSTEM: The enhanced thermal dissipation system engines are thermally bonded to provide maximum thermal dissipation to the fixture's exterior to ensure long life. To protect the light engine panel from moisture and corrosion, the LED light engine panel is uniformly coated with a UV-stabilized acrylic polymer resin that meets MIL and ASTM dielectric standards, UL, and IPC standards for flammability, moisture resistance, and thermal shock.

COLOR TEMPERATURE: 2200K, 2700K, 3000K, 4000K, and 5000K.

LED LIFETIME: All LEDs are rated for a minimum of 100,000 hours of continuous operation at ambient temperatures from -40°F/-40°C to 115°F/46°C.

COLOR RENDERING INDEX (CRI): Minimum of 80 or higher. CRI 90+ is available upon request. CRI 90+ is not available in 2200K.

DIMMING: 0-10V standard dimming capability.

SURGE PROTECTION: Thermally protected 20kA/ 40kV varistor type surge suppressor is included and meets ANSI C136.2- 2015: Extreme Level. It also meets IEC61643-11 Class II / EN61643-11 Type 2 and US Dept of Energy MSSLC Model Spec for surge protection. The device is wired in series with the luminaire input power to interrupt power to the luminaire when consumed, protecting the LED power supply and circuit boards from additional electrical surges.

MANUFACTURING ORIGIN: US Manufactured and Assembled.

BUY AMERICAN ACT: The product is assembled in the USA and meets the Buy America(n) government procurement requirements under FAR, DFARS, and DOT regulations.

BABA COMPLIANT: Meets Build America, Buy America Act Included in the Infrastructure Investment and Jobs Act, Public Law Number 117-58, Title IX, Subtitle A, Part I – Buy America Sourcing Requirements, Sections 70911-70917 stating Manufactured in the U.S. The cost of components mined, produced, or manufactured in the U.S. is greater than 55 percent of the total cost of all manufactured product components.

WARRANTY: 10 Year L70 performance-based warranty. For full warranty terms, please visit our website: www.lumecon.com.



PERFORMANCE DATA

| Model | Distribution Type | Watts | 2200K | | 2700K | | 3000K | | 4000K | | 5000K | |
|--------|-------------------|-------|--------|----------|--------|----------|--------|----------|--------|----------|--------|----------|
| | | | Lumens | Efficacy | Lumens | Efficacy | Lumens | Efficacy | Lumens | Efficacy | Lumens | Efficacy |
| LM-FRS | Type 5 | 35W | 3,452 | 99 | 4,270 | 122 | 4,305 | 123 | 4,830 | 138 | 2,752 | 138 |
| LM-FRS | Type 5 | 45W | 4,624 | 103 | 5,715 | 127 | 5,760 | 128 | 6,390 | 142 | 5,697 | 142 |
| LM-FRS | Type 5 | 55W | 5,562 | 101 | 6,875 | 125 | 6,930 | 126 | 7,700 | 140 | 8,426 | 140 |

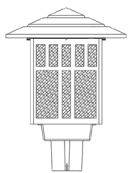
ORDERING INFORMATION

Lumecon Midtown Post-Top Series

Example Part Number: LM-FRS-H28632RLED-45-1-40-CA-T5-BLK-PC-FAWS

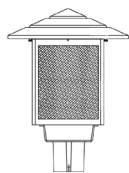
| REQUIRED | | | | | | | | OPTIONAL | |
|----------|------------|---------------|-----------------|------------|------------------------------|--------------|--------------------------|-----------------|--|
| MODEL | STYLE | WATTAGE | VOLTAGE | CCT | LENS | DISTRIBUTION | FINISH | PHOTOCELL | DIMMING CONTROLS |
| LM-FRS | H28632RLED | 35 - 35 Watts | 1 - 120v - 277v | 22 - 2200K | CA - Clear Acrylic | T5 - Type V | See Samples on next page | PC - Button Eye | FAWS - Field Adjustable Wattage Selector |
| | H28532RLED | 45 - 45 Watts | 2 - 347v - 480v | 27 - 2700K | CP - Clear Polycarbonate | | | | |
| | H28610RLED | 55 - 55 Watts | | 30 - 3000K | OA - Opal Acrylic | | | | |
| | H28510RLED | | | 40 - 4000K | OP - Opal Polycarbonate | | | | |
| | | | | 50 - 5000K | PP - Prismatic Polycarbonate | | | | |

Product Style Samples



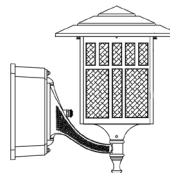
H28632RLED
H: 19"
W: 14"
EPA: 0.94
Fitter: 3" Dia.

To view specific details,
[download here](#)




H28532RLED
H: 19"
W: 14"
EPA: 0.82
Fitter: 3" Dia.

To view specific details,
[download here](#)



H28610RLED
H: 19 3/4"
W: 14"
Proj: 19 1/8"
T/O: 12 1/8"

To view specific details,
[download here](#)



H28510RLED
H: 19 3/4"
W: 14"
Proj: 19 1/8"
T/O: 12 1/8"


To view specific details,
[download here](#)

Available Finishes

Standard



Premium



OPTIONAL BASE AND POLE ORDERING INFORMATION

| DECORATIVE BASE OPTIONS | POLE OPTIONS | MOUNTING HEIGHTS | | | FINISH |
|-------------------------|-------------------------|------------------|----------|----------|-----------------------------------|
| H-Arlen-17 | Round Straight Aluminum | 08 - 8' | 14 - 14' | 20 - 20' | 01 - Satin Aluminum (RTA and RSA) |
| H-York-17 | Round Tapered Aluminum | 10 - 10' | 16 - 16' | 25 - 25' | 02 - Satin Aluminum (SSA) |
| H-Homewood | Round Fluted Aluminum | 12 - 12' | 18 - 18' | 30 - 30' | BA - Black Powder Coat |
| H-Morgan | | | | | BH - White Powder Coat |
| | | | | | BM - Dark Bronze Powder Coat |
| | | | | | BV - Dark Green Powder Coat |
| | | | | | GC - Gray Powder Coat |
| | | | | | .. - Specify Finish |

For additional options, download [Decorative Base Catalog here](#)


For additional options, download [Pole Guide here](#)



NEED MORE CHOICES?
For additional Globe options, download [Globe Catalog here](#)

Decorative Bases Ordering Information

Over 58 Base options available. The most popular listed below. To view all options, download [Base Guide here](#)

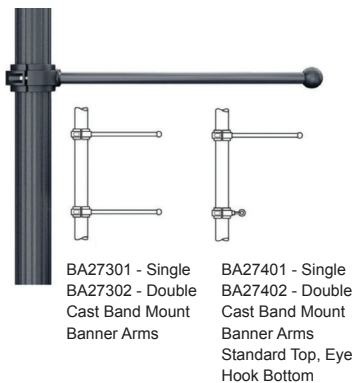


For detailed design, quote, and specific cut sheet information, contact Lumecon at Sales@Lumecon.com

Accessories Ordering Information

For additional information on Accessories and Options, download [Pole Guide here](#)

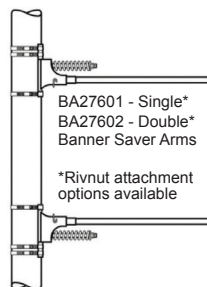
Cast Banner Arms



BA27301 - Single
BA27302 - Double
Cast Band Mount
Banner Arms

BA27401 - Single
BA27402 - Double
Cast Band Mount
Banner Arms
Standard Top, Eye
Hook Bottom

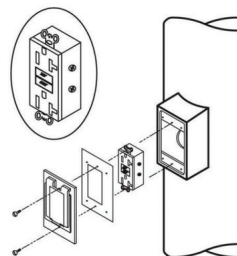
Banner Saver Arms



BA27601 - Single*
BA27602 - Double*
Banner Saver Arms

*Rivnut attachment options available

GFI Receptacle Outlet Box



Additional Accessories

- Flower Pot Holders
- FHWA Accepted Break Away Systems
- Additional Hand Holes
- Camera Mounts
- Decorative Arms
- Slip Fitter Tenons
- Vibratoin Dampeners
- Sign Brackets