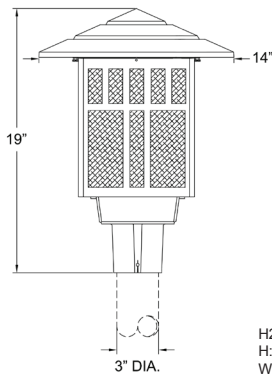




Shown with:
H28632RLED Style
Verde Finish
OA - Opal Acrylic Lens



H28632RLED Style
H: 19"
W: 14"
EPA: 0.94
Fitter: 3" Diameter

Technical Specifications

HOUSING: Slip fits over 2 7/8" and 3" OD tenons on most decorative poles. Cast aluminum housing uses A356 aluminum comprises 92.05% Aluminum, 7% Silicon, 0.35% Magnesium, 0.20% Iron, 0.20% Copper, 0.10% Manganese, and 0.10% Zinc. It is lightweight and highly corrosion-resistant, like stainless steel. Heat treated to improve strength—low impurities cause high strength and ductility.

FINISH: Cast aluminum fitter housing with textured or 60% gloss polyester powder coat finishes for maximum durability. The base aluminum material is prepared using an environmentally friendly non-chrome 2-step surface cleaning and passivation process. The process results in a more durable conversion layer than traditional chromate conversion coatings and allows maximum powder coating adhesion to the aluminum fitter.

INPUT VOLTAGE: 120-277V or 347-480V

EFFECTIVE PROJECTED AREA (EPA): 0.94ft²

CUSTOM OPTICS: Lumecon meticulously engineered premium acrylic optical lenses to maximize the distribution and uniformity of light while minimizing cost. Our arrays distribute light at least 21% further and with 29% more uniformity than leading competitors. Lumecon custom lenses create a uniform, well-lit environment that mitigates illuminance "hot spots" and uses less wattage than typical LED area lights.

LUMECON ETD™ SYSTEM: The enhanced thermal dissipation system engines are thermally bonded to provide maximum thermal dissipation to the fixture's exterior to ensure long life. To protect the light engine panel from moisture and corrosion, the LED light engine panel is uniformly coated with a UV-stabilized acrylic polymer resin that meets MIL and ASTM dielectric standards, UL, and IPC standards for flammability, moisture resistance, and thermal shock.

COLOR TEMPERATURE: 2200K, 2700K, 3000K, 4000K, and 5000K.

LED LIFETIME: All LEDs are rated for a minimum of 100,000 hours of continuous operation at ambient temperatures from -40°F/-40°C to 115°F/46°C.

COLOR RENDERING INDEX (CRI): Minimum of 80 or higher. CRI 90+ is available upon request. CRI 90+ is not available in 2200K.

DIMMING: 0-10V standard dimming capability.

SURGE PROTECTION: Thermally protected 20kA/ 40kV varistor type surge suppressor is included and meets ANSI C136.2- 2015: Extreme Level. It also meets IEC61643-11 Class II / EN61643-11 Type 2 and US Dept of Energy MSSLC Model Spec for surge protection. The device is wired in series with the luminaire input power to interrupt power to the luminaire when consumed, protecting the LED power supply and circuit boards from additional electrical surges.

MANUFACTURING ORIGIN: US Manufactured and Assembled.

BUY AMERICAN ACT: The product is assembled in the USA and meets the Buy America(n) government procurement requirements under FAR, DFARS, and DOT regulations.

BABA COMPLIANT: Meets Build America, Buy America Act Included in the Infrastructure Investment and Jobs Act, Public Law Number 117-58, Title IX, Subtitle A, Part I – Buy America Sourcing Requirements, Sections 70911-70917 stating Manufactured in the U.S. The cost of components mined, produced, or manufactured in the U.S. is greater than 55 percent of the total cost of all manufactured product components.

WARRANTY: 10 Year L70 performance-based warranty. For full warranty terms, please visit our website: www.lumecon.com.



PERFORMANCE DATA

Model	Distribution Type	Watts	2200K		2700K		3000K		4000K		5000K	
			Lumens	Efficacy	Lumens	Efficacy	Lumens	Efficacy	Lumens	Efficacy	Lumens	Efficacy
LM-FRS	Type 5	35W	3,452	99	4,270	122	4,305	123	4,830	138	2,752	138
LM-FRS	Type 5	45W	4,624	103	5,715	127	5,760	128	6,390	142	5,697	142
LM-FRS	Type 5	55W	5,562	101	6,875	125	6,930	126	7,700	140	8,426	140

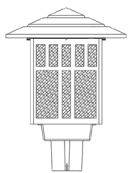
ORDERING INFORMATION

Lumecon Midtown Post-Top Series

Example Part Number: LM-FRS-H28632RLED-45-1-40-CA-T5-BLK-PC-FAWS

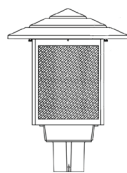
REQUIRED								OPTIONAL	
MODEL	STYLE	WATTAGE	VOLTAGE	CCT	LENS	DISTRIBUTION	FINISH	PHOTOCELL	DIMMING CONTROLS
LM-FRS	H28632RLED	35 - 35 Watts	1 - 120v - 277v	22 - 2200K	CA - Clear Acrylic	T5 - Type V	See Samples on next page	PC - Button Eye	FAWS - Field Adjustable Wattage Selector
	H28532RLED	45 - 45 Watts	2 - 347v - 480v	27 - 2700K	CP - Clear Polycarbonate				
	H28610RLED	55 - 55 Watts		30 - 3000K	OA - Opal Acrylic				
	H28510RLED			40 - 4000K	OP - Opal Polycarbonate				
	H28838LED			50 - 5000K	PP - Prismatic Polycarbonate				

Product Style Samples



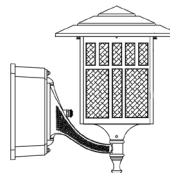
H28632RLED
H: 19"
W: 14"
EPA: 0.94
Fitter: 3" Dia.

To view specific details,
[download here](#)




H28532RLED
H: 19"
W: 14"
EPA: 0.82
Fitter: 3" Dia.

To view specific details,
[download here](#)



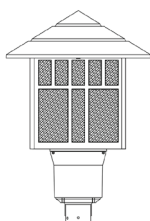
H28610RLED
H: 19 3/4"
W: 14"
Proj: 19 1/8"
T/O: 12 1/8"

To view specific details,
[download here](#)



H28510RLED
H: 19 3/4"
W: 14"
Proj: 19 1/8"
T/O: 12 1/8"

To view specific details,
[download here](#)



H28838LED
H: 31"
W: 20 1/2"
EPA: 2.17
Fitter: 3" Dia.

To view specific details,
[download here](#)


Available Finishes

Standard



BLK Black FGN Forest Green WHT White LBR Landscape Brown BRN Brown DBZ Dark Bronze ARB Architectural Bronze SRT Shadow Rust

Premium



ABS Antique Brass ACP Antique Copper VGN Verde ASI Antique Silver WBZ Weathered Bronze RBZ Rustic Bronze



ARD Antique Red VCP Verde Copper VTC Vintage Copper GRA Granite IRN Ironstone VBZ Verde Bronze

OPTIONAL BASE AND POLE ORDERING INFORMATION





DECORATIVE BASE OPTIONS	POLE OPTIONS	MOUNTING HEIGHTS			FINISH
H-Arlen-17	Round Straight Aluminum	08 - 8'	14 - 14'	20 - 20'	01 - Satin Aluminum (RTA and RSA)
H-York-17	Round Tapered Aluminum	10 - 10'	16 - 16'	25 - 25'	02 - Satin Aluminum (SSA)
H-Homewood	Round Fluted Aluminum	12 - 12'	18 - 18'	30 - 30'	BA - Black Powder Coat
H-Morgan					BH - White Powder Coat
					BM - Dark Bronze Powder Coat
					BV - Dark Green Powder Coat
					GC - Gray Powder Coat
					.. - Specify Finish



NEED MORE CHOICES?
For additional Globe options,
download [Globe Catalog here](#)

Decorative Bases Ordering Information

Over 58 Base options available. The most popular listed below. To view all options, download [Base Guide here](#)


4' 3' 2' 1' 0'	4' 3' 2' 1' 0'	4' 3' 2' 1' 0'	4' 3' 2' 1' 0'
			
H-Arlen 17 Base Diameter: 17" 4" - 5" - 6" Butt Diameter	H-York 17 Base Diameter: 17" 4" - 5" - 6" Butt Diameter	H-Homewood Base Diameter: 11.125" 4" Butt Diameter	H-Morgan Base Diameter: 13.5" 4" Butt Diameter

**For detailed design,
quote, and specific
cut sheet information,
contact Lumecon at
Sales@Lumecon.com**

Accessories Ordering Information

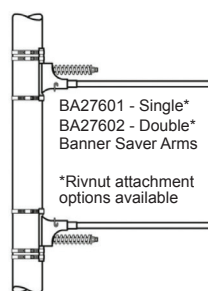
For additional information on Accessories and Options, download [Pole Guide here](#)

Cast Banner Arms



<p>BA27301 - Single BA27302 - Double Cast Band Mount Banner Arms</p>	<p>BA27401 - Single BA27402 - Double Cast Band Mount Banner Arms Standard Top, Eye Hook Bottom</p>
--	--

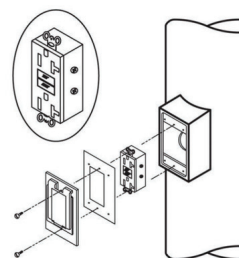
Banner Saver Arms



BA27601 - Single*
BA27602 - Double*
Banner Saver Arms

*Rivnut attachment
options available

GFI Receptacle Outlet Box



Additional Accessories

- Flower Pot Holders
- FHWA Accepted Break Away Systems
- Additional Hand Holes
- Camera Mounts
- Decorative Arms
- Slip Fitter Tenons
- Vibratoin Dampeners
- Sign Brackets